

January 17, 2005  
Updated March 20, 2009  
800-424-2432





WORKING  
FOR  
YOU



<b>Power Tower®</b>	Power Tower®	2
<b>Power Tower® Electrical</b>	Quad Boxes - Multiple Circuit	8
	120° Quad Boxes - Multiple Circuit	12
	Modular Faceplates	14
	Modular Zone Electrical	20
	Power Boxes	24
<b>Panels</b>	Acoustical Panels	26
	Glass Panels	28
	Half Fabric/Half Glass Panels	30
	ADA Acoustical Panels	32
	Panel Connectors	34
<b>Tables</b>	Tables	44
<b>Storage</b>	Storage	48
<b>Accessories</b>	Accessories	56
<b>Index</b>	Index	72



MODEL	Features	DIA	MODEL NUMBER			Approx. Packaged Weight	Delivered Pricing Unupholstered	Delivered Pricing Fabric Grade 1 & C.O.M.	Delivered Pricing Fabric Grade 2	Delivered Pricing	Delivered Pricing	Delivered Pricing	
			Basic Model	Trim Color	Fabric Color					3 & Pallas Vertical Fabric Grade PV	Pallas Vertical Fabric Grade PV1	Pallas Vertical Fabric Grade PV2	
 <b>Ceiling Height Power Tower®, Unupholstered</b> • Attaches to ceiling - maximum height of 10' • Accommodates 66", 54" or 42" high panels (maximum of 4) • Accommodates up to four Quad boxes and/or blank assemblies; must be ordered separately • Eight removable snap-on PVC covers (four on top and four on bottom) • White infeed cover is field cut to fit between top of tower (81") and ceiling • Tower rests on floor with carpet gripper glides and attaches to suspended ceiling grid with screw tightened clips; clips do not damage ceiling grid • Power and data infeeds can be routed from the floor as well as the ceiling	Ceiling Height	10"	FWPT	<input type="checkbox"/>	<input type="checkbox"/>	45#	\$ 1090						
 <b>Ceiling Height Power Tower®, Upholstered</b> • Attaches to ceiling - maximum height of 10' • Accommodates 66", 54" or 42" high panels (maximum of 4) • Accommodates up to four Quad boxes and/or blank assemblies; must be ordered separately • Eight removable snap-on PVC covers (four on top and four on bottom) • White infeed cover is field cut to fit between top of tower (81") and ceiling • Tower rests on floor with carpet gripper glides and attaches to suspended ceiling grid with screw tightened clips; clips do not damage ceiling grid • Power and data infeeds can be routed from the floor as well as the ceiling	Ceiling Height	10"	FWPTU	<input type="checkbox"/>	<input type="checkbox"/>	45#	N/A	\$ 1597	\$ 1614	\$ 1628	\$ 1645	\$ 1709	

A B C

**HOW TO ORDER**

Indicate the following information on order form:

- Quantity of each item.
- Model number, including options. See "How To Build a Model Number".
- Any special service required.

Note:

- The  indicates that a choice is required.
- The absence of the  indicates that no choice is required.

**HOW TO BUILD A MODEL NUMBER**

**A** Select basic model.

**B** Select trim color.  
Refer to color addendum at ki.com or in KI Price List or KI Fabrics & Finishes binder.

**C** Select fabric color.  
Refer to Vertical Fabric Pricing Addendum.  
Refer to Vertical Fabric Pricing Addendum

**INFORMATION**

**Prewired Circuits**

- Quad boxes with top feeds can only be used in ceiling height towers.
- Quad boxes with bottom feeds can be used in all towers.
- In all configurations circuit #3 is available for ambient lights.
- One wall switch controls the ambient lights of up to four towers of the MZE box.
- All quad boxes in one tower must be the same style.
- All towers connected to the same MZE box must utilize the same style quad box.
- Each style requires corresponding MZE box.
- Data faceplates must be ordered separately.



**SPECIAL SERVICES**

**Special Carton Marking**  
With specially marked information N/C

**Shipping**  
Shipped **k.d. freight prepaid f.o.b. Bonduel, Wisconsin 54107** factory. Freight class #70.

Specifications and prices are subject to change without prior notice.



MODEL	Features	MODEL NUMBER			Approx. Packaged Weight	Delivered Pricing Unupholstered	Delivered Pricing Fabric Grade 1 & C.O.M.	Delivered Pricing Fabric Grade 2	Delivered Pricing	Delivered Pricing	Delivered Pricing
		Basic Model	Trim Color	Fabric Color					3 & Pallas Vertical Fabric Grade PV	Pallas Vertical Fabric Grade PV1	Pallas Vertical Fabric Grade PV2
 HRDPT  <b>38" Power Tower®</b> <ul style="list-style-type: none"> <li>• Freestanding - does not attach to panels</li> <li>• Steel base with four adjustable glides</li> <li>• Accommodates up to four Quad boxes and/or blank assemblies; must be ordered separately</li> <li>• Quad boxes must be hardwired to flush or recessed junction box in floor</li> <li>• Domed top cap</li> <li>• Not available upholstered</li> </ul>	Unupholstered	FWPT38	<input type="checkbox"/>		25#	\$ 696					
 FWPTU HRDPT  <b>82" Power Tower®</b> <ul style="list-style-type: none"> <li>• Always attached to panels (maximum of 4)</li> <li>• Accommodates to 66", 54" or 42" high panels</li> <li>• Four adjustable glides</li> <li>• Accommodates up to four, multiple circuit, Quad boxes and/or blank assemblies; must be ordered separately</li> <li>• Quad boxes must be hardwired to flush or recessed junction box in floor</li> <li>• Domed top cap</li> </ul>	Unupholstered	FWPT82	<input type="checkbox"/>		40#	\$ 976					
	Upholstered	FWPTU82	<input type="checkbox"/>	<input type="checkbox"/>	40#	N/A	1470	1486	1499	1515	1573

A B C

**HOW TO ORDER**

Indicate the following information on order form:

- Quantity of each item.
- Model number, including options. See "How To Build a Model Number".
- Any special service required.

Note: •The  indicates that a choice is required.  
•The absence of the  indicates that no choice is required.

**HOW TO BUILD A MODEL NUMBER**

**A** Select basic model.

**B** Select trim color.  
Refer to color addendum at ki.com or in KI Price List or KI Fabrics & Finishes binder.

**C** Select fabric color.  
Refer to Vertical Fabric Pricing Addendum.  
Refer to Vertical Fabric Pricing Addendum

**INFORMATION**

**Prewired Circuits**

- Quad boxes with top feeds can only be used in ceiling height towers.
- Quad boxes with bottom feeds can be used in all towers.
- In all configurations circuit #3 is available for ambient lights.
- One wall switch controls the ambient lights of up to four towers of the MZE box.
- All quad boxes in one tower must be the same style.
- All towers connected to the same MZE box must utilize the same style quad box.
- Each style requires corresponding MZE box.
- Data faceplates must be ordered separately.

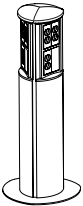

**SPECIAL SERVICES**

**Special Carton Marking**  
With specially marked information N/C

**Shipping**  
Shipped **k.d. freight prepaid f.o.b. Bonduel, Wisconsin 54107** factory. Freight class #70.

Specifications and prices are subject to change without prior notice.



MODEL	H	MODEL NUMBER		Approx. Packaged Weight	Delivered Pricing
		Basic Model	Trim Color		
 <p><b>36" High 120° Power Tower®</b></p> <ul style="list-style-type: none"> <li>• Freestanding - does not attach to panels</li> <li>• Steel base with three adjustable glides</li> <li>• Accommodates up to three Quad boxes and/or blank assemblies; must be ordered separately</li> <li>• Requires 120° Quad Boxes</li> <li>• Quad boxes must be hardwired to flush or recessed junction box in floor</li> <li>• Domed top cap</li> <li>• Not available upholstered</li> </ul>	36"	FWPT3S36	<input type="checkbox"/> <input type="checkbox"/>	25#	\$ 1040
 <p><b>82" High 120° Power Tower®</b></p> <ul style="list-style-type: none"> <li>• Always attached to panels (maximum of 3)</li> <li>• Accommodates 66", 54" or 42" high panels</li> <li>• Three adjustable glides</li> <li>• Accommodates up to three Quad boxes and/or blank assemblies; must be ordered separately</li> <li>• Requires 120° Quad Boxes</li> <li>• Quad boxes must be hardwired to flush or recessed junction box in floor</li> <li>• Domed top cap</li> </ul>	82"	FWPT3S82	<input type="checkbox"/> <input type="checkbox"/>	40#	\$ 1273

A B

**HOW TO ORDER**

Indicate the following information on order form:

1. Quantity of each item.
2. Model number, including options. See "How To Build a Model Number".
3. Any special service required.

Note: •The  indicates that a choice is required.  
 •The absence of the  indicates that no choice is required.

**HOW TO BUILD A MODEL NUMBER**

- A Select basic model.
- B Select trim color. Refer to color addendum at [ki.com](http://ki.com) or in KI Price List or KI Fabrics & Finishes binder.

**SPECIAL SERVICES**

**Special Carton Marking**



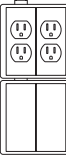

With specially marked information N/C

**Shipping**

Shipped **k.d. freight prepaid f.o.b. Bonduel, Wisconsin 54107** factory. Freight class #70.

Specifications and prices are subject to change without prior notice.



MODEL	Features	MODEL NUMBER		Approx. Packaged Weight	Delivered Pricing	
		Basic Model	Trim Color			
 Top Feed HRDPT  Bottom Feed	<b>Prewired Circuit</b> <ul style="list-style-type: none"> <li>Circuits 1,2,4 (isolated) and one data opening, 8-wire WYE</li> <li>Receptacles and circuits rated 20 amp</li> <li>Data opening can be filled with a modular faceplate or a blank filler plate; both must be ordered separately</li> </ul>	Bottom Feed	QB.A.B	<input type="checkbox"/>	5#	\$ 628
		Top Feed	QB.A.T	<input type="checkbox"/>	5#	628
 Top Feed HRDPT  Bottom Feed	<b>Prewired Circuit</b> <ul style="list-style-type: none"> <li>Circuits 1,4 (isolated) and one data opening, 8-wire WYE or Delta</li> <li>Receptacles and circuits rated at 20 amp</li> <li>Data opening can be filled with a modular faceplate or a blank filler plate; both must be ordered separately</li> </ul>	Bottom Feed	QB.C.B	<input type="checkbox"/>	5#	\$ 558
		Top Feed	QB.C.T	<input type="checkbox"/>	5#	558

A

B

#### HOW TO ORDER

Indicate the following information on order form:

- Quantity of each item.
- Model number, including options. See "How To Build a Model Number".
- Any special service required.

Note: •The  indicates that a choice is required.  
•The absence of the  indicates that no choice is required.

#### HOW TO BUILD A MODEL NUMBER

- A** Select basic model.  
**B** Select trim color.  
Refer to color addendum at [ki.com](http://ki.com) or in KI Price List or KI Fabrics & Finishes binder.

#### INFORMATION

##### Prewired Circuits

- Quad boxes with top feeds can only be used in ceiling height towers.
- Quad boxes with bottom feeds can be used in all towers.
- In all configurations circuit #3 is available for ambient lights.
- One wall switch controls the ambient lights of up to four towers of the MZE box.
- All quad boxes in one tower must be the same style.
- All towers connected to the same MZE box must utilize the same style quad box.
- Each style requires corresponding MZE box.
- Data faceplates must be ordered separately.

##### Hardwired Circuits

- CH and HW styles do not require MZE box
- Data faceplates must be ordered separately

#### SPECIAL SERVICES

##### Special Carton Marking



With specially marked information N/C

##### Shipping

Shipped **assembled freight prepaid f.o.b. Bonduel, Wisconsin 54107** factory. Freight class #70.

Specifications and prices are subject to change without prior notice.



MODEL	Features	MODEL NUMBER		Approx. Packaged Weight	Delivered Pricing	
		Basic Model	Trim Color			
 Top Feed HRDPT	<b>Prewired Circuits</b> <ul style="list-style-type: none"> <li>Circuits 1,1,4 (isolated) and one data opening, 8-wire WYE or Delta</li> <li>Receptacles and circuits rated 20 amp</li> <li>Data opening can be filled with a modular faceplate or a blank filler plate; both must be ordered separately</li> </ul>	Bottom Feed	QB.E.B	<input type="checkbox"/>	5#	\$ 628
		Top Feed	QB.E.T	<input type="checkbox"/>	5#	628
 Bottom Feed	<b>Hardwired Circuit</b> <ul style="list-style-type: none"> <li>Hardware includes three duplex receptacles, plastic cover plates and box; customer provides wire and conduit; circuits are wired by local electrician</li> <li>Receptacles and circuits rated 20 amp</li> <li>Feed location to be determined by electrician</li> </ul>	Top Feed	QB.HW	<input type="checkbox"/>	5#	\$ 451

A B

**HOW TO ORDER**

Indicate the following information on order form:

- Quantity of each item.
- Model number, including options. See "How To Build a Model Number".
- Any special service required.

Note: •The  indicates that a choice is required.  
 •The absence of the  indicates that no choice is required.

**HOW TO BUILD A MODEL NUMBER**

- A** Select basic model.
- B** Select trim color. Refer to color addendum at ki.com or in KI Price List or KI Fabrics & Finishes binder.

**INFORMATION**

**Prewired Circuits**

- Quad boxes with top feeds can only be used in ceiling height towers.
- Quad boxes with bottom feeds can be used in all towers.
- In all configurations circuit #3 is available for ambient lights.
- One wall switch controls the ambient lights of up to four towers of the MZE box.
- All quad boxes in one tower must be the same style.
- All towers connected to the same MZE box must utilize the same style quad box.
- Each style requires corresponding MZE box.
- Data faceplates must be ordered separately.

**Hardwired Circuits**

- CH and HW styles do not require MZE box
- Data faceplates must be ordered separately

**SPECIAL SERVICES**

**Special Carton Marking**

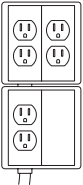

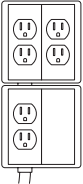
With specially marked information N/C

**Shipping**

Shipped **assembled freight prepaid f.o.b. Bonduel, Wisconsin 54107** factory. Freight class #70.

Specifications and prices are subject to change without prior notice.



MODEL	MODEL NUMBER		Approx. Packaged Weight	Delivered Pricing
	Basic Model	Trim Color		
 <p>HRDPT</p> <p><b>Prewired Circuit</b></p> <ul style="list-style-type: none"> <li>• Designed for 120° Power Tower® only</li> <li>• Circuits 1,2,4 (isolated) and one data opening, 8-wire WYE</li> <li>• Receptacles and circuits rated 20 amp</li> <li>• Data opening can be filled with a modular faceplate or a blank filler plate; both must be ordered separately</li> <li>• Order floor infeed separately (FWBW8)</li> </ul>	QB3S.A.B	<input type="checkbox"/> <input type="checkbox"/>	5#	\$ 710
 <p>HRDPT</p> <p><b>Prewired Circuit</b></p> <ul style="list-style-type: none"> <li>• Designed for 120° Power Tower® only</li> <li>• Circuits 1,4 (isolated) and one data opening, 8-wire WYE or Delta</li> <li>• Receptacles and circuits rated at 20 amp</li> <li>• Data opening can be filled with a modular faceplate or a blank filler plate; both must be ordered separately</li> <li>• Order floor infeed separately (FWBW8)</li> </ul>	QB3S.C.B	<input type="checkbox"/> <input type="checkbox"/>	5#	\$ 710
 <p>HRDPT</p> <p><b>Prewired Circuit</b></p> <ul style="list-style-type: none"> <li>• Designed for 120° Power Tower® only</li> <li>• Circuits 1,2,4 (isolated) and one data opening, 8-wire WYE</li> <li>• Receptacles and circuits rated 20 amp</li> <li>• Data opening can be filled with a modular faceplate or a blank filler plate; both must be ordered separately</li> <li>• Order floor infeed separately (FWBW8)</li> </ul>	QB3S.E.B	<input type="checkbox"/> <input type="checkbox"/>	5#	\$ 710

**A**   **B**

**HOW TO ORDER**

Indicate the following information on order form:

1. Quantity of each item.
2. Model number, including options. See "How To Build a Model Number".
3. Any special service required.

Note: •The  indicates that a choice is required.  
•The absence of the  indicates that no choice is required.

**HOW TO BUILD A MODEL NUMBER**

- A** Select basic model.
- B** Select trim color. Refer to color addendum at [ki.com](http://ki.com) or in KI Price List or KI Fabrics & Finishes binder.

**SPECIAL SERVICES**

**Special Carton Marking**


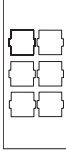


With specially marked information      N/C

**Shipping**

Shipped **assembled freight prepaid f.o.b. Bonduel, Wisconsin 54107** factory. Freight class #70.

Specifications and prices are subject to change without prior notice.



MODEL	MODEL NUMBER		Approx. Packaged Weight	Delivered Pricing
	Basic Model	Trim Color		
 HRDPT <b>Blank Filler Plate</b>	BL300	<input type="checkbox"/> <input type="checkbox"/>	.2#	\$ 12
 HRDPT <b>Lucent Technologies</b>	FW.LT309	<input type="checkbox"/> <input type="checkbox"/>	.2#	\$ 16
 HRDPT <b>AMP</b>	FW.AMP313	<input type="checkbox"/> <input type="checkbox"/>	.2#	\$ 16
 HRDPT <b>Ortronics</b>	FW.OR306	<input type="checkbox"/> <input type="checkbox"/>	.2#	\$ 8

**A**   **B**

**HOW TO ORDER**

Indicate the following information on order form:

1. Quantity of each item.
2. Model number, including options. See "How To Build a Model Number".
3. Any special service required.

Note: •The  indicates that a choice is required.  
 •The absence of the  indicates that no choice is required.

**HOW TO BUILD A MODEL NUMBER**

- A** Select basic model.
- B** Select trim color. Refer to color addendum at [ki.com](http://ki.com) or in KI Price List or KI Fabrics & Finishes binder.

**SPECIAL SERVICES**

**Special Carton Marking**





With specially marked information      N/C

**Shipping**

Shipped **assembled freight prepaid f.o.b. Bonduel, Wisconsin 54107** factory. Freight class #70.

Specifications and prices are subject to change without prior notice.



MODEL	MODEL NUMBER		Approx. Packaged Weight	Delivered Pricing
	Basic Model	Trim Color		
 HRDPT <b>Krone, Leviton, Bryant, ICC</b>	FW.KR314	<input type="checkbox"/> <input type="checkbox"/>	.2#	\$ 16
 HRDPT <b>Hubbell</b>	FW.HBL317	<input type="checkbox"/> <input type="checkbox"/>	.2#	\$ 16
 HRDPT <b>Siemon</b>	FW.SI315	<input type="checkbox"/> <input type="checkbox"/>	.2#	\$ 22
 HRDPT <b>NORDX DVO-2</b>	FW.NO312	<input type="checkbox"/> <input type="checkbox"/>	.2#	\$ 12

**A**   **B**

**HOW TO ORDER**

Indicate the following information on order form:

1. Quantity of each item.
2. Model number, including options. See "How To Build a Model Number".
3. Any special service required.

Note: •The  indicates that a choice is required.  
 •The absence of the  indicates that no choice is required.

**HOW TO BUILD A MODEL NUMBER**

- A** Select basic model.
- B** Select trim color. Refer to color addendum at [ki.com](http://ki.com) or in KI Price List or KI Fabrics & Finishes binder.

**SPECIAL SERVICES**

**Special Carton Marking**

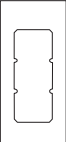
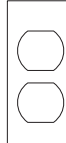
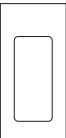

With specially marked information      N/C

**Shipping**

Shipped **assembled freight prepaid f.o.b. Bonduel, Wisconsin 54107** factory. Freight class #70.

Specifications and prices are subject to change without prior notice.



MODEL	MODEL NUMBER		Approx. Packaged Weight	Delivered Pricing
	Basic Model	Trim Color		
 MOD TAP HRDPT	FW.MT316	<input type="checkbox"/> <input type="checkbox"/>	.2#	\$ 12
 Standard Duplex HRDPT	FW.ST302	<input type="checkbox"/> <input type="checkbox"/>	.2#	\$ 12
 Decorator HRDPT	FW.DE301	<input type="checkbox"/> <input type="checkbox"/>	.2#	\$ 12
 Toggle Switch HRDPT	FW.TO310	<input type="checkbox"/> <input type="checkbox"/>	.2#	\$ 12

**A**   **B**

**HOW TO ORDER**

Indicate the following information on order form:

1. Quantity of each item.
2. Model number, including options. See "How To Build a Model Number".
3. Any special service required.

Note: •The  indicates that a choice is required.  
 •The absence of the  indicates that no choice is required.

**HOW TO BUILD A MODEL NUMBER**

- A** Select basic model.
- B** Select trim color. Refer to color addendum at [ki.com](http://ki.com) or in KI Price List or KI Fabrics & Finishes binder.

**SPECIAL SERVICES**

**Special Carton Marking**

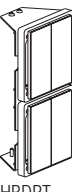
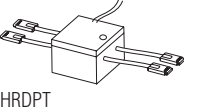
With specially marked information      N/C

**Shipping**

Shipped **assembled freight prepaid f.o.b. Bonduel, Wisconsin 54107** factory. Freight class #70.

Specifications and prices are subject to change without prior notice.



MODEL	W x H	MODEL NUMBER		Approx. Packaged Weight	Delivered Pricing
		Basic Model	Trim Color		
 <p><b>Blank Cover Assembly</b></p> <ul style="list-style-type: none"> <li>PVC cover without holes for power or data; used in lieu of a Quad box</li> <li>Can be used as a data termination point; order faceplates separately</li> <li>Order separately from Tower</li> <li>Maximum four cover assemblies per tower</li> <li>Each assembly includes four blank filler plates</li> </ul>	4 1/2 x 9 1/2"	FWBC	<input type="checkbox"/> <input type="checkbox"/>	.5#	\$ 106
 <p><b>Modular Zone Electrical Box</b></p> <ul style="list-style-type: none"> <li>Above the ceiling power distribution box</li> <li>Supplies 120V power to a maximum of four towers</li> <li>Used in conjunction with Above Ceiling Flexible Infeeds to provide power to towers</li> <li>To be used in conjunction with Quad Box style, A, C, D, E, or F</li> </ul>		FWMZE.A		16#	\$ 862
		FWMZE.CDE		16#	862

A

B

**HOW TO ORDER**

Indicate the following information on order form:

- Quantity of each item.
- Model number, including options. See "How To Build a Model Number".
- Any special service required.

Note: •The  indicates that a choice is required.  
•The absence of the  indicates that no choice is required.

**HOW TO BUILD A MODEL NUMBER**

- A** Select basic model.
- B** Select trim color. Refer to color addendum at [ki.com](http://ki.com) or in KI Price List or KI Fabrics & Finishes binder.

**SPECIAL SERVICES**

**Special Carton Marking**



With specially marked information N/C

**Shipping**

Shipped **assembled freight prepaid f.o.b. Bonduel, Wisconsin 54107** factory. Freight class #70.

Specifications and prices are subject to change without prior notice.



MODEL	MODEL NUMBER		Approx. Packaged Weight	Delivered Pricing
	Basic Model	Trim Color		
 <p><b>Above Ceiling Flexible Infeed with H/Y Block</b></p> <ul style="list-style-type: none"> <li>• Connects 8-wire power from MZE box in ceiling to Quad Box in Tower</li> <li>• Includes H/Y Connection Block to power a maximum of four quad boxes</li> <li>• 35" in length</li> </ul>	FWCW35		8#	\$ 589
 <p><b>Floor Flexible Infeed with H/Y Block</b></p> <ul style="list-style-type: none"> <li>• Connects 8-wire power from building to Quad Box</li> <li>• Includes H/Y Connection Block to power a maximum of four quad boxes</li> <li>• 8' in length</li> </ul>	FWBW8	<input type="checkbox"/>	4#	\$ 256

**A**   **B**

**HOW TO ORDER**

Indicate the following information on order form:

1. Quantity of each item.
2. Model number, including options. See "How To Build a Model Number".
3. Any special service required.

Note: •The  indicates that a choice is required.  
•The absence of the  indicates that no choice is required.

**HOW TO BUILD A MODEL NUMBER**

- A** Select basic model.
- B** Select trim color. Refer to color addendum at [ki.com](http://ki.com) or in KI Price List or KI Fabrics & Finishes binder.

**SPECIAL SERVICES**

**Special Carton Marking**

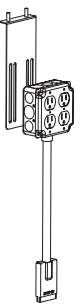
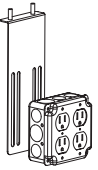
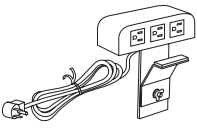
With specially marked information      N/C

**Shipping**

Shipped **assembled freight prepaid f.o.b. Bonduel, Wisconsin 54107** factory. Freight class #70.

Specifications and prices are subject to change without prior notice.



MODEL	MODEL NUMBER		Approx. Packaged Weight	Delivered Pricing
	Basic Model			
 <p><b>Ambient Light Power Box</b></p> <ul style="list-style-type: none"> <li>• Required to power one to four ambient lights</li> <li>• One box per tower</li> <li>• Box plugs into H/Y connector</li> </ul>	FWALPB		2#	\$ 259
 <p><b>Chicago Ambient Light Power Box</b></p> <ul style="list-style-type: none"> <li>• Required to power one to four ambient lights</li> <li>• One box per tower</li> <li>• Consists of 4 x 4 x 1-1/2" box and 1/2" raised cover, mounting bracket, two duplex receptacles and parts</li> </ul>	FWALPBCH		2#	\$ 259
 <p><b>Worksurface Mounted Power Box</b></p> <ul style="list-style-type: none"> <li>• Consists of three simplex receptacles</li> <li>• Mounts to rear of worksurface</li> <li>• Box connects to tower quad box with a three-prong grounded plug and 9' cord</li> <li>• Black only</li> </ul>	FWWPB		2#	\$ 183



**HOW TO ORDER**

Indicate the following information on order form:

1. Quantity of each item.
2. Model number, including options. See "How To Build a Model Number".
3. Any special service required.

Note: •The  indicates that a choice is required.  
•The absence of the  indicates that no choice is required.

**HOW TO BUILD A MODEL NUMBER**

**A** Select basic model.

**SPECIAL SERVICES**

**Special Carton Marking**



With specially marked information N/C

**Shipping**

Shipped **assembled freight prepaid f.o.b. Bonduel, Wisconsin 54107** factory. Freight class #70.

Specifications and prices are subject to change without prior notice.



MODEL	W x H	MODEL NUMBER			Approx. Packaged Weight	Delivered Pricing Fabric Grade 1 & C.O.M.	Delivered Pricing Fabric Grade 2	Delivered Pricing Fabric Grade 3 & Pallas Vertical Fabric Grade PV	Delivered Pricing Pallas Vertical Fabric Grade PV1	Delivered Pricing Pallas Vertical Fabric Grade PV2
		Basic Model	Trim Color	Fabric Color						
 <p><b>Acoustical Panels with Fabric Wrapped Verticals</b></p> <ul style="list-style-type: none"> <li>Each panel includes trim for top, bottom and both vertical pieces</li> <li>Note: All 42" and 54" high panels include top trim filler strip</li> <li>Verticals can be ordered as fabric wrapped or unupholstered; however, top and bottom trim is available in unupholstered only</li> <li>Includes two glides with field installable carpet grippers; glides adjust 4" in height</li> <li>Panel-to-panel connectors and end-of-run top caps are ordered separately</li> </ul>	22 x 42"	FWPU2242	<input type="checkbox"/>	<input type="checkbox"/>	12#	\$ 354	\$ 370	\$ 374	\$ 398	\$ 418
	27 <sup>3</sup> / <sub>16</sub> x 42"	FWPU2742	<input type="checkbox"/>	<input type="checkbox"/>	16#	370	378	390	415	437
	33 x 42"	FWPU3342	<input type="checkbox"/>	<input type="checkbox"/>	19#	414	421	434	462	488
	44 x 42"	FWPU4442	<input type="checkbox"/>	<input type="checkbox"/>	23#	467	475	489	523	551
	22 x 54"	FWPU2254	<input type="checkbox"/>	<input type="checkbox"/>	18#	375	381	392	418	441
	27 <sup>3</sup> / <sub>16</sub> x 54"	FWPU2754	<input type="checkbox"/>	<input type="checkbox"/>	21#	425	435	448	478	503
	33 x 54"	FWPU3354	<input type="checkbox"/>	<input type="checkbox"/>	23#	459	469	483	515	542
	44 x 54"	FWPU4454	<input type="checkbox"/>	<input type="checkbox"/>	28#	538	546	564	602	634
	22 x 66 <sup>1</sup> / <sub>2</sub> "	FWPU2266	<input type="checkbox"/>	<input type="checkbox"/>	22#	398	405	418	446	470
	27 <sup>3</sup> / <sub>16</sub> x 66 <sup>1</sup> / <sub>2</sub> "	FWPU2766	<input type="checkbox"/>	<input type="checkbox"/>	25#	440	449	462	494	519
	33 x 66 <sup>1</sup> / <sub>2</sub> "	FWPU3366	<input type="checkbox"/>	<input type="checkbox"/>	28#	474	483	499	531	559
	44 x 66 <sup>1</sup> / <sub>2</sub> "	FWPU4466	<input type="checkbox"/>	<input type="checkbox"/>	31#	574	586	604	642	678
	 <p><b>Acoustical Fabric Panels with Poly Verticals</b></p> <ul style="list-style-type: none"> <li>Each panel includes trim for top, bottom and both vertical pieces</li> <li>Note: All 42" and 54" high panels include top trim filler strip</li> <li>Verticals can be ordered as fabric wrapped or unupholstered; however, top and bottom trim is available in unupholstered only</li> <li>Includes two glides with field installable carpet grippers; glides adjust 4" in height</li> <li>Panel-to-panel connectors and end-of-run top caps are ordered separately</li> </ul>	22 x 42"	FWPP2242	<input type="checkbox"/>	<input type="checkbox"/>	12#	\$ 320	\$ 325	\$ 338	\$ 357
27 <sup>3</sup> / <sub>16</sub> x 42"		FWPP2742	<input type="checkbox"/>	<input type="checkbox"/>	16#	334	340	350	375	392
33 x 42"		FWPP3342	<input type="checkbox"/>	<input type="checkbox"/>	19#	372	379	390	416	438
44 x 42"		FWPP4442	<input type="checkbox"/>	<input type="checkbox"/>	23#	420	430	443	472	497
22 x 54"		FWPP2254	<input type="checkbox"/>	<input type="checkbox"/>	18#	339	344	354	379	399
27 <sup>3</sup> / <sub>16</sub> x 54"		FWPP2754	<input type="checkbox"/>	<input type="checkbox"/>	21#	383	390	403	430	451
33 x 54"		FWPP3354	<input type="checkbox"/>	<input type="checkbox"/>	23#	414	421	434	462	488
44 x 54"		FWPP4454	<input type="checkbox"/>	<input type="checkbox"/>	28#	485	496	509	543	572
22 x 66 <sup>1</sup> / <sub>2</sub> "		FWPP2266	<input type="checkbox"/>	<input type="checkbox"/>	22#	357	366	377	402	422
27 <sup>3</sup> / <sub>16</sub> x 66 <sup>1</sup> / <sub>2</sub> "		FWPP2766	<input type="checkbox"/>	<input type="checkbox"/>	25#	394	403	416	443	467
33 x 66 <sup>1</sup> / <sub>2</sub> "		FWPP3366	<input type="checkbox"/>	<input type="checkbox"/>	28#	427	436	449	478	505
44 x 66 <sup>1</sup> / <sub>2</sub> "		FWPP4466	<input type="checkbox"/>	<input type="checkbox"/>	31#	517	528	542	579	610

A B C

**HOW TO ORDER**

Indicate the following information on order form:

- Quantity of each item.
- Model number, including options. See "How To Build a Model Number".
- Any special service required.

Note: •The  indicates that a choice is required.  
•The absence of the  indicates that no choice is required.

**HOW TO BUILD A MODEL NUMBER**

- A** Select basic model.
- B** Select trim color.  
Refer to color addendum at ki.com or in KI Price List or KI Fabrics & Finishes binder.
- C** Select fabric color  
Refer to Vertical Fabric Pricing Addendum.  
Refer to Vertical Fabric Pricing Addendum

**SPECIAL SERVICES**

**Special Carton Marking**

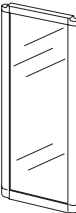
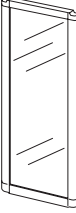
With specially marked information N/C

**Shipping**

Shipped **k.d. freight prepaid f.o.b. Bonduel, Wisconsin 54107** factory. Freight class #70.

Specifications and prices are subject to change without prior notice.



MODEL	W x H	MODEL NUMBER				Approx. Packaged Weight	Delivered Pricing Unupholstered	Delivered Pricing Fabric Grade 1 & C.O.M.	Delivered Pricing Fabric Grade 2	Delivered Pricing Fabric Grade 3 & Pallas Vertical Fabric Grade PV	Delivered Pricing Pallas Vertical Fabric Grade PV1	Delivered Pricing Pallas Vertical Fabric Grade PV2
		Basic Model	Trim Color	Glass Color	Fabric Color							
 <p><b>Glass Panels with Fabric Wrapped Verticals</b></p> <ul style="list-style-type: none"> <li>Each panel includes trim for top, bottom and both vertical pieces</li> <li>Verticals can be ordered as fabric wrapped or unupholstered; however, top and bottom trim is available in unupholstered only</li> <li>Includes two glides with field installable carpet grippers; glides adjust 4" in height</li> <li>Panel-to-panel connectors and end-of-run top caps are ordered separately</li> </ul>	22 x 66 1/2"	FWGU2266	<input type="checkbox"/>	<input type="checkbox"/>	<input type="checkbox"/>	50#	N/A	\$ 545	\$ 551	\$ 558	\$ 558	\$ 562
	27 7/16 x 66 1/2"	FWGU2766	<input type="checkbox"/>	<input type="checkbox"/>	<input type="checkbox"/>	56#	N/A	571	577	582	582	589
	33 x 66 1/2"	FWGU3366	<input type="checkbox"/>	<input type="checkbox"/>	<input type="checkbox"/>	63#	N/A	623	628	636	636	641
	44 x 66 1/2"	FWGU4466	<input type="checkbox"/>	<input type="checkbox"/>	<input type="checkbox"/>	70#	N/A	717	723	731	731	737
 <p><b>Glass Panels with Poly Verticals</b></p> <ul style="list-style-type: none"> <li>Each panel includes trim for top, bottom and both vertical pieces</li> <li>Verticals can be ordered as fabric wrapped or unupholstered; however, top and bottom trim is available in unupholstered only</li> <li>Includes two glides with field installable carpet grippers; glides adjust 4" in height</li> <li>Panel-to-panel connectors and end-of-run top caps are ordered separately</li> </ul>	22 x 66 1/2"	FWGP2266	<input type="checkbox"/>	<input type="checkbox"/>		50#	\$ 471					
	27 7/16 x 66 1/2"	FWGP2766	<input type="checkbox"/>	<input type="checkbox"/>		56#	493					
	33 x 66 1/2"	FWGP3366	<input type="checkbox"/>	<input type="checkbox"/>		63#	534					
	44 x 66 1/2"	FWGP4466	<input type="checkbox"/>	<input type="checkbox"/>		70#	622					

A B C D

**HOW TO ORDER**

Indicate the following information on order form:

- Quantity of each item.
- Model number, including options. See "How To Build a Model Number".
- Any special service required.

Note: •The  indicates that a choice is required.  
•The absence of the  indicates that no choice is required.

**HOW TO BUILD A MODEL NUMBER**

- A** Select basic model.
- B** Select trim color.  
Refer to color addendum at ki.com or in KI Price List or KI Fabrics & Finishes binder.
- C** Select glass color.  
**BRZ** = Bronze  
**GLA** = Clear
- D** Select fabric color  
Refer to Vertical Fabric Pricing Addendum.  
Refer to Vertical Fabric Pricing Addendum

**SPECIAL SERVICES**

**Special Carton Marking**

With specially marked information N/C

**Shipping**

Shipped **k.d. freight prepaid f.o.b. Bonduel, Wisconsin 54107** factory. Freight class #70.

Specifications and prices are subject to change without prior notice.

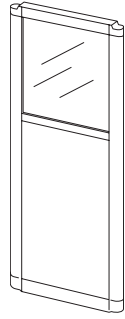
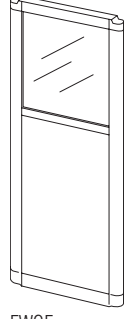
# Panels

Half Fabric/Half Glass Panels



# Panels

Half Fabric/Half Glass Panels

MODEL	W x H	MODEL NUMBER				Approx. Packaged Weight	Delivered Pricing Fabric Grade 1 & C.O.M.	Delivered Pricing Fabric Grade 2	Delivered Pricing Fabric Grade 3 & Pallas Vertical Fabric Grade PV	Delivered Pricing Pallas Vertical Fabric Grade PV1	Delivered Pricing Pallas Vertical Fabric Grade PV2
		Basic Model	Trim Color	Glass Color	Fabric Color						
 <p><b>Half Fabric/Half Glass Panel with Fabric Wrapped Verticals</b></p> <ul style="list-style-type: none"> <li>Each panel includes trim for top, bottom and both vertical pieces</li> <li>Verticals can be ordered as fabric wrapped or unupholstered; however, top and bottom trim is available in unupholstered only</li> <li>Includes two glides with field installable carpet grippers; glides adjust 4" in height</li> <li>Panel-to-panel connectors and end-of-run top caps are ordered separately</li> </ul>	22 x 66 1/2"	FWGFU2266	<input type="checkbox"/>	<input type="checkbox"/>	<input type="checkbox"/>	27#	\$ 614	\$ 628	\$ 646	\$ 690	\$ 727
	27 7/16 x 66 1/2"	FWGFU2766	<input type="checkbox"/>	<input type="checkbox"/>	<input type="checkbox"/>	33#	640	653	673	718	756
	33 x 66 1/2"	FWGFU3366	<input type="checkbox"/>	<input type="checkbox"/>	<input type="checkbox"/>	46#	678	693	713	759	800
	44 x 66 1/2"	FWGFU4466	<input type="checkbox"/>	<input type="checkbox"/>	<input type="checkbox"/>	50#	735	751	773	824	867
 <p><b>Half Fabric/Half Glass Panel with Poly Verticals</b></p> <ul style="list-style-type: none"> <li>Each panel includes trim for top, bottom and both vertical pieces</li> <li>Verticals can be ordered as fabric wrapped or unupholstered; however, top and bottom trim is available in unupholstered only</li> <li>Includes two glides with field installable carpet grippers; glides adjust 4" in height</li> <li>Panel-to-panel connectors and end-of-run top caps are ordered separately</li> </ul>	22 x 66 1/2"	FWGFP2266	<input type="checkbox"/>	<input type="checkbox"/>	<input type="checkbox"/>	27#	\$ 537	\$ 549	\$ 575	\$ 645	\$ 723
	27 7/16 x 66 1/2"	FWGFP2766	<input type="checkbox"/>	<input type="checkbox"/>	<input type="checkbox"/>	33#	561	573	600	676	757
	33 x 66 1/2"	FWGFP3366	<input type="checkbox"/>	<input type="checkbox"/>	<input type="checkbox"/>	46#	597	610	639	718	805
	44 x 66 1/2"	FWGFP4466	<input type="checkbox"/>	<input type="checkbox"/>	<input type="checkbox"/>	50#	652	666	697	786	881

A B C D

### HOW TO ORDER

Indicate the following information on order form:

- Quantity of each item.
- Model number, including options. See "How To Build a Model Number".
- Any special service required.

Note: •The  indicates that a choice is required.  
 •The absence of the  indicates that no choice is required.

### HOW TO BUILD A MODEL NUMBER

- A** Select basic model.
- B** Select trim color.  
Refer to color addendum at ki.com or in KI Price List or KI Fabrics & Finishes binder.
- C** Select glass color.  

<b>BRZ</b>	= Bronze
<b>GLA</b>	= Clear
- D** Select fabric color.  
Refer to Vertical Fabric Pricing Addendum.  
Refer to Vertical Fabric Pricing Addendum

### SPECIAL SERVICES

#### Special Carton Marking

With specially marked information N/C

#### Shipping

Shipped **k.d. freight prepaid f.o.b. Bonduel, Wisconsin 54107** factory. Freight class #70.

Specifications and prices are subject to change without prior notice.

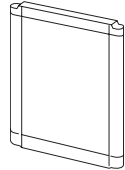
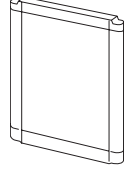
# Panels

ADA Acoustical Panels



# Panels

ADA Acoustical Panels

MODEL	W x H	MODEL NUMBER			Approx. Packaged Weight	Delivered Pricing Fabric Grade 1 & C.O.M.	Delivered Pricing Fabric Grade 2	Delivered Pricing Fabric Grade 3 & Pallas Vertical PV	Delivered Pricing Pallas Vertical Fabric Grade PV1	Delivered Pricing Pallas Vertical Fabric Grade PV2
		Basic Model	Trim Color	Fabric Color						
 <p><b>ADA Height Acoustical Panels with Fabric Wrapped Verticals</b></p> <ul style="list-style-type: none"> <li>Usually used in conjunction with counter-top in Accessories pages to allow wheelchair access</li> <li>ADA panels do not attach to Power Tower®</li> <li>ADA panels attach to other height panels using a "Change of Height" connector</li> <li>Each panel includes trim for top, bottom and both vertical pieces</li> <li>Verticals can be ordered as fabric wrapped or unupholstered; however, top and bottom trim is available in unupholstered only</li> <li>Includes two glides with field installable carpet grippers; glides adjust 4" in height</li> <li>Panel-to-panel connectors and end-of-run top caps are ordered separately</li> </ul>	22 x 32"	FWPU2232	<input type="checkbox"/>	<input type="checkbox"/>	11#	\$ 431	\$ 438	\$ 451	\$ 484	\$ 507
	27 <sup>7</sup> / <sub>16</sub> x 32"	FWPU2732	<input type="checkbox"/>	<input type="checkbox"/>	13#	444	451	465	497	523
	33 x 32"	FWPU3332	<input type="checkbox"/>	<input type="checkbox"/>	16#	455	464	478	510	538
	44 x 32"	FWPU4432	<input type="checkbox"/>	<input type="checkbox"/>	21#	481	490	505	539	568
 <p><b>ADA Height Acoustical Panels with Poly Verticals</b></p> <ul style="list-style-type: none"> <li>Usually used in conjunction with counter-top in Accessories pages to allow wheelchair access</li> <li>ADA panels do not attach to Power Tower®</li> <li>ADA panels attach to other height panels using a "Change of Height" connector</li> <li>Each panel includes trim for top, bottom and both vertical pieces</li> <li>Verticals can be ordered as fabric wrapped or unupholstered; however, top and bottom trim is available in unupholstered only</li> <li>Includes two glides with field installable carpet grippers; glides adjust 4" in height</li> <li>Panel-to-panel connectors and end-of-run top caps are ordered separately</li> </ul>	22 x 32"	FWPP2232	<input type="checkbox"/>	<input type="checkbox"/>	11#	\$ 367	\$ 375	\$ 384	\$ 411	\$ 433
	27 <sup>7</sup> / <sub>16</sub> x 32"	FWPP2732	<input type="checkbox"/>	<input type="checkbox"/>	13#	380	387	399	424	448
	33 x 32"	FWPP3332	<input type="checkbox"/>	<input type="checkbox"/>	16#	391	400	411	438	464
	44 x 32"	FWPP4432	<input type="checkbox"/>	<input type="checkbox"/>	21#	418	425	438	467	493

A B C

### HOW TO ORDER

Indicate the following information on order form:

- Quantity of each item.
- Model number, including options. See "How To Build a Model Number".
- Any special service required.

Note: •The  indicates that a choice is required.  
 •The absence of the  indicates that no choice is required.

### HOW TO BUILD A MODEL NUMBER

- A** Select basic model
- B** Select trim color.  
Refer to color addendum at ki.com or in KI Price List or KI Fabrics & Finishes binder.
- C** Select fabric color.  
Refer to Vertical Fabric Pricing Addendum.  
Refer to Vertical Fabric Pricing Addendum

### SPECIAL SERVICES

#### Special Carton Marking

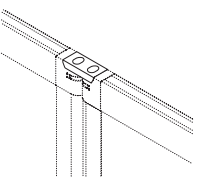
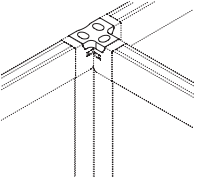
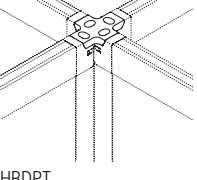
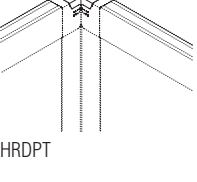
With specially marked information N/C

#### Shipping

Shipped **k.d. freight prepaid f.o.b. Bonduel, Wisconsin 54107** factory. Freight class #70.

Specifications and prices are subject to change without prior notice.



MODEL	MODEL NUMBER		Approx. Packaged Weight	Delivered Pricing
	Basic Model	Trim Color		
 <b>Fixed Straight</b> • Includes top and bottom connector HRDPT	FXC2W	<input type="checkbox"/>	.01#	\$ 12
 <b>Fixed 3-Way</b> • Includes top and bottom connector HRDPT	FXC3W	<input type="checkbox"/>	.01#	\$ 20
 <b>Fixed 4-Way</b> • Includes top and bottom connector HRDPT	FXC4W	<input type="checkbox"/>	.01#	\$ 20
 <b>Fixed 90°</b> • Includes top and bottom connector HRDPT	FXC90	<input type="checkbox"/>	.01#	\$ 12

Ⓐ Ⓑ

**HOW TO ORDER**

Indicate the following information on order form:

1. Quantity of each item.
2. Model number, including options. See "How To Build a Model Number".
3. Any special service required.

Note: •The  indicates that a choice is required.  
 •The absence of the  indicates that no choice is required.

**HOW TO BUILD A MODEL NUMBER**

- Ⓐ Select basic model.
- Ⓑ Select trim color. Refer to color addendum at [ki.com](http://ki.com) or in KI Price List or KI Fabrics & Finishes binder.

**SPECIAL SERVICES**

**Special Carton Marking**

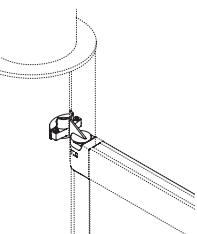
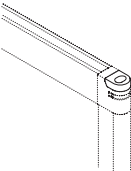
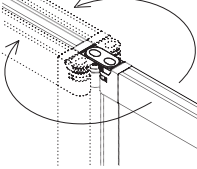
With specially marked information N/C

**Shipping**

Shipped **assembled freight prepaid f.o.b. Bonduel, Wisconsin 54107** factory. Freight class #70.

Specifications and prices are subject to change without prior notice.



MODEL	MODEL NUMBER		Approx. Packaged Weight	Delivered Pricing
	Basic Model	Trim Color		
 <b>Tower Mount</b> • Includes top and bottom connector HRDPT	FTPC	<input type="checkbox"/> <input type="checkbox"/>	.01#	\$ 37
 <b>End-of-Run Top Cap</b> • Includes top and bottom connector HRDPT	FEREC	<input type="checkbox"/> <input type="checkbox"/>	.01#	\$ 8
 <b>Flexible 360°</b> • Includes top and bottom connector HRDPT	FLC360	<input type="checkbox"/> <input type="checkbox"/>	.01#	\$ 20

A B

**HOW TO ORDER**

Indicate the following information on order form:

1. Quantity of each item.
2. Model number, including options. See "How To Build a Model Number".
3. Any special service required.

Note: •The  indicates that a choice is required.  
 •The absence of the  indicates that no choice is required.

**HOW TO BUILD A MODEL NUMBER**

- A Select basic model.
- B Select trim color. Refer to color addendum at [ki.com](http://ki.com) or in KI Price List or KI Fabrics & Finishes binder.

**SPECIAL SERVICES**

**Special Carton Marking**

With specially marked information N/C

**Shipping**

Shipped **assembled freight prepaid f.o.b. Bonduel, Wisconsin 54107** factory. Freight class #70.

Specifications and prices are subject to change without prior notice.



MODEL	H	MODEL NUMBER			Approx. Packaged Weight	Delivered Pricing Unupholstered	Delivered Pricing Fabric Grade 1 & C.O.M.	Delivered Pricing Fabric Grade 2	Delivered Pricing	Delivered Pricing	Delivered Pricing
		Basic Model	Trim Color	Fabric Color					3 & Pallas Vertical Fabric Grade PV	Pallas Vertical Fabric Grade PV1	Pallas Vertical Fabric Grade PV2
<b>Wall Mount Post - Unupholstered</b> • Wall mount post extends from wall 2-1/2" • Wall mount post will accept all panel connectors; exception of Tower Mount • Order standard panel to panel connectors separately	42"	FWM42	<input type="checkbox"/>		10#	\$ 122					
	54"	FWM54	<input type="checkbox"/>		11#	136					
	66"	FWM66	<input type="checkbox"/>		12#	149					
<b>Wall Mount Post - Upholstered</b> • Wall mount post extends from wall 2-1/2" • Wall mount post will accept all panel connectors; exception of Tower Mount • Order standard panel to panel connectors separately	42"	FWMU42	<input type="checkbox"/>	<input type="checkbox"/> <input type="checkbox"/> <input type="checkbox"/> <input type="checkbox"/>	10#	N/A	\$ 163	\$ 164	\$ 166	\$ 167	\$ 170
	54"	FWMU54	<input type="checkbox"/>	<input type="checkbox"/> <input type="checkbox"/> <input type="checkbox"/> <input type="checkbox"/>	11#	N/A	176	177	179	180	184
	66"	FWMU66	<input type="checkbox"/>	<input type="checkbox"/> <input type="checkbox"/> <input type="checkbox"/> <input type="checkbox"/>	12#	N/A	190	192	193	196	200



HRDPT



FWM

A B C

**HOW TO ORDER**

Indicate the following information on order form:

- Quantity of each item.
- Model number, including options. See "How To Build a Model Number".
- Any special service required.

Note: •The  indicates that a choice is required.  
 •The absence of the  indicates that no choice is required.

**HOW TO BUILD A MODEL NUMBER**

A Select basic model.

B Select trim color.  
 Refer to color addendum at ki.com or in KI Price List or KI Fabrics & Finishes binder.

C Select fabric color.  
 Refer to Vertical Fabric Pricing Addendum.  
 Refer to Vertical Fabric Pricing Addendum

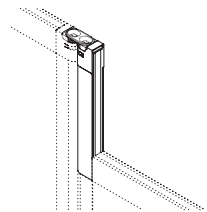
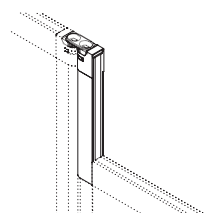
**SPECIAL SERVICES**

**Special Carton Marking**  
 With specially marked information N/C

**Shipping**  
 Shipped **assembled freight prepaid f.o.b. Bonduel, Wisconsin 54107** factory. Freight class #70.

Specifications and prices are subject to change without prior notice.



MODEL	Change of Height	MODEL NUMBER			Approx. Packaged Weight	Delivered Pricing Unupholstered	Delivered Pricing Fabric Grade 1 & C.O.M.	Delivered Pricing Fabric Grade 2	Delivered Pricing Fabric Grade 3 & Pallas Vertical	Delivered Pricing Pallas Vertical	Delivered Pricing Pallas Vertical
		Basic Model	Trim Color	Fabric Color					Fabric Grade PV	Fabric Grade PV1	Fabric Grade PV2
 <b>Change of Height Posts - Unupholstered</b> • Available in three heights • Order standard panel to panel connectors separately • The 360° connector, FLC360, allows panels to swing 180° to each side	54" to 42"	FCOH5442	<input type="checkbox"/>		2.5#	\$ 149					
	66" to 42"	FCOH6642	<input type="checkbox"/>		5#	164					
	66" to 54"	FCOH6654	<input type="checkbox"/>		2.5#	149					
 <b>Change of Height Posts - Upholstered</b> • Available in three heights • Order standard panel to panel connectors separately • The 360° connector, FLC360, allows panels to swing 180° to each side	54" to 42"	FCOHU5442	<input type="checkbox"/>	<input type="checkbox"/> <input type="checkbox"/> <input type="checkbox"/> <input type="checkbox"/>	2.5#	N/A	\$ 183	\$ 185	\$ 186	\$ 188	\$ 192
	66" to 42"	FCOHU6642	<input type="checkbox"/>	<input type="checkbox"/> <input type="checkbox"/> <input type="checkbox"/> <input type="checkbox"/>	5#	N/A	198	200	202	203	207
	66" to 54"	FCOHU6654	<input type="checkbox"/>	<input type="checkbox"/> <input type="checkbox"/> <input type="checkbox"/> <input type="checkbox"/>	2.5#	N/A	183	185	186	188	192

A B C

**HOW TO ORDER**

Indicate the following information on order form:

1. Quantity of each item.
2. Model number, including options. See "How To Build a Model Number".
3. Any special service required.

Note: •The  indicates that a choice is required.  
 •The absence of the  indicates that no choice is required.

**HOW TO BUILD A MODEL NUMBER**

- A** Select basic model.
- B** Select trim color.  
Refer to color addendum at ki.com or in KI Price List or KI Fabrics & Finishes binder.
- C** Select fabric color.  
Refer to Vertical Fabric Pricing Addendum.  
Refer to Vertical Fabric Pricing Addendum

**SPECIAL SERVICES**

**Special Carton Marking**

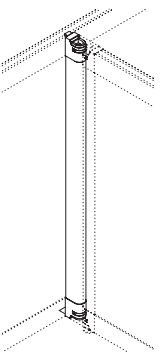
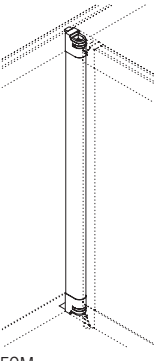
With specially marked information N/C

**Shipping**

Shipped **assembled freight prepaid f.o.b. Bonduel, Wisconsin 54107** factory. Freight class #70.

Specifications and prices are subject to change without prior notice.



MODEL	H	MODEL NUMBER			Approx. Packaged Weight	Delivered Pricing Unupholstered	Delivered Pricing Fabric Grade 1 & C.O.M.	Delivered Pricing Fabric Grade 2	Delivered Pricing Fabric Grade 3 & Pallas Vertical	Delivered Pricing Pallas Vertical	Delivered Pricing Pallas Vertical
		Basic Model	Trim Color	Fabric Color					Fabric Grade PV	Fabric Grade PV1	Fabric Grade PV2
 <p><b>Panel Off-Module Post - Unupholstered</b></p> <ul style="list-style-type: none"> <li>Two posts can be located on opposite sides of the same panel</li> <li>Two Flexible WorkSpace® panels can be attached off module to each other</li> <li>Order standard panel to panel connectors separately</li> </ul>	42"	FOM42	<input type="checkbox"/>		10#	\$ 130					
	54"	FOM54	<input type="checkbox"/>		11#	171					
	66"	FOM66	<input type="checkbox"/>		12#	181					
 <p><b>Panel Off-Module Post - Upholstered</b></p> <ul style="list-style-type: none"> <li>Two posts can be located on opposite sides of the same panel</li> <li>Two Flexible WorkSpace® panels can be attached off module to each other</li> <li>Order standard panel to panel connectors separately</li> </ul>	42"	FOMU42	<input type="checkbox"/>	<input type="checkbox"/> <input type="checkbox"/> <input type="checkbox"/> <input type="checkbox"/>	10#	N/A	\$ 170	\$ 171	\$ 173	\$ 175	\$ 178
	54"	FOMU54	<input type="checkbox"/>	<input type="checkbox"/> <input type="checkbox"/> <input type="checkbox"/> <input type="checkbox"/>	11#	N/A	212	214	215	217	220
	66"	FOMU66	<input type="checkbox"/>	<input type="checkbox"/> <input type="checkbox"/> <input type="checkbox"/> <input type="checkbox"/>	12#	N/A	221	225	227	228	234

A B C

**HOW TO ORDER**

Indicate the following information on order form:

- Quantity of each item.
- Model number, including options. See "How To Build a Model Number".
- Any special service required.

Note: •The  indicates that a choice is required.  
•The absence of the  indicates that no choice is required.

**HOW TO BUILD A MODEL NUMBER**

- A** Select basic model.
- B** Select trim color.  
Refer to color addendum at ki.com or in KI Price List or KI Fabrics & Finishes binder.
- C** Select fabric color.  
Refer to Vertical Fabric Pricing Addendum.  
Refer to Vertical Fabric Pricing Addendum

**SPECIAL SERVICES**

**Special Carton Marking**

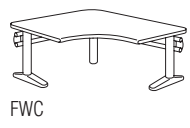
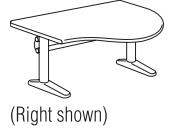
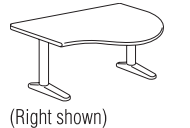


With specially marked information N/C

**Shipping**

Shipped **assembled freight prepaid f.o.b. Bonduel, Wisconsin 54107** factory. Freight class #70.

Specifications and prices are subject to change without prior notice.



MODEL	Features	W x D x H	MODEL NUMBER						Approx. Packaged Weight	74P Edge (74P)	Membrane Edge (MP)
			Basic Model	Edge Style	Base Finish	Surface Finish	Membrane Color	Edge Color			
 FWC <b>Adjustable Corner Table</b> • High-pressure laminate top with PVC edge or membrane press top • 23" to 33-1/2" height adjustment • Three-post leg assembly • Left-hand crank		52 x 27"	FWCA2752	<input type="checkbox"/> <input type="checkbox"/> <input type="checkbox"/>	<input type="checkbox"/>	<input type="checkbox"/> <input type="checkbox"/> <input type="checkbox"/>	<input type="checkbox"/> <input type="checkbox"/> <input type="checkbox"/>	<input type="checkbox"/> <input type="checkbox"/>	140#	\$ 1637	\$ 1845
 (Right shown) FWPT <b>Adjustable P-Shape Table</b> • High-pressure laminate top with PVC edge or membrane press top • Left or right radius area • 23" to 33-1/2" height adjustment • Two-post leg assembly	Left	60 x 27"	FWPAL2760	<input type="checkbox"/> <input type="checkbox"/> <input type="checkbox"/>	<input type="checkbox"/>	<input type="checkbox"/> <input type="checkbox"/> <input type="checkbox"/>	<input type="checkbox"/> <input type="checkbox"/> <input type="checkbox"/>	<input type="checkbox"/> <input type="checkbox"/>	130#	\$ 1155	\$ 1340
	Right	60 x 27"	FWPAR2760	<input type="checkbox"/> <input type="checkbox"/> <input type="checkbox"/>	<input type="checkbox"/>	<input type="checkbox"/> <input type="checkbox"/> <input type="checkbox"/>	<input type="checkbox"/> <input type="checkbox"/> <input type="checkbox"/>	<input type="checkbox"/> <input type="checkbox"/>	130#	1155	1340
 (Right shown) FWPT <b>Fixed P-Shape Table</b> • High-pressure laminate top with PVC edge or membrane press top • Left or right radius area • 29" high • Two-post leg assembly	Left	60 x 27 x 29"	FWPFL2760	<input type="checkbox"/> <input type="checkbox"/> <input type="checkbox"/>	<input type="checkbox"/>	<input type="checkbox"/> <input type="checkbox"/> <input type="checkbox"/>	<input type="checkbox"/> <input type="checkbox"/> <input type="checkbox"/>	<input type="checkbox"/> <input type="checkbox"/>	127#	\$ 977	\$ 1175
	Right	60 x 27 x 29"	FWPFR2760	<input type="checkbox"/> <input type="checkbox"/> <input type="checkbox"/>	<input type="checkbox"/>	<input type="checkbox"/> <input type="checkbox"/> <input type="checkbox"/>	<input type="checkbox"/> <input type="checkbox"/> <input type="checkbox"/>	<input type="checkbox"/> <input type="checkbox"/>	127#	977	1175
 FWR <b>Adjustable Rectangular Table</b> • High-pressure laminate top with PVC edge or membrane press top • 23" to 33-1/2" height adjustment • Two-post leg assembly • Left-hand crank		30 x 27"	FWRA2730	<input type="checkbox"/> <input type="checkbox"/> <input type="checkbox"/>	<input type="checkbox"/>	<input type="checkbox"/> <input type="checkbox"/> <input type="checkbox"/>	<input type="checkbox"/> <input type="checkbox"/> <input type="checkbox"/>	<input type="checkbox"/> <input type="checkbox"/>	83#	\$ 963	\$ 1027
		36 x 27"	FWRA2736	<input type="checkbox"/> <input type="checkbox"/> <input type="checkbox"/>	<input type="checkbox"/>	<input type="checkbox"/> <input type="checkbox"/> <input type="checkbox"/>	<input type="checkbox"/> <input type="checkbox"/> <input type="checkbox"/>	<input type="checkbox"/> <input type="checkbox"/>	92#	1002	1060
		42 x 27"	FWRA2742	<input type="checkbox"/> <input type="checkbox"/> <input type="checkbox"/>	<input type="checkbox"/>	<input type="checkbox"/> <input type="checkbox"/> <input type="checkbox"/>	<input type="checkbox"/> <input type="checkbox"/> <input type="checkbox"/>	<input type="checkbox"/> <input type="checkbox"/>	97#	1040	1183
		48 x 27"	FWRA2748	<input type="checkbox"/> <input type="checkbox"/> <input type="checkbox"/>	<input type="checkbox"/>	<input type="checkbox"/> <input type="checkbox"/> <input type="checkbox"/>	<input type="checkbox"/> <input type="checkbox"/> <input type="checkbox"/>	<input type="checkbox"/> <input type="checkbox"/>	104#	1079	1261
		54 x 27"	FWRA2754	<input type="checkbox"/> <input type="checkbox"/> <input type="checkbox"/>	<input type="checkbox"/>	<input type="checkbox"/> <input type="checkbox"/> <input type="checkbox"/>	<input type="checkbox"/> <input type="checkbox"/> <input type="checkbox"/>	<input type="checkbox"/> <input type="checkbox"/>	110#	1117	1301
		60 x 27"	FWRA2760	<input type="checkbox"/> <input type="checkbox"/> <input type="checkbox"/>	<input type="checkbox"/>	<input type="checkbox"/> <input type="checkbox"/> <input type="checkbox"/>	<input type="checkbox"/> <input type="checkbox"/> <input type="checkbox"/>	<input type="checkbox"/> <input type="checkbox"/>	119#	1155	1396
 FWR <b>Fixed Rectangular Table</b> • High-pressure laminate top with PVC edge or membrane press top • 29" high • Two-post leg assembly		30 x 27 x 29"	FWRF2730	<input type="checkbox"/> <input type="checkbox"/> <input type="checkbox"/>	<input type="checkbox"/>	<input type="checkbox"/> <input type="checkbox"/> <input type="checkbox"/>	<input type="checkbox"/> <input type="checkbox"/> <input type="checkbox"/>	<input type="checkbox"/> <input type="checkbox"/>	83#	\$ 660	\$ 723
		36 x 27 x 29"	FWRF2736	<input type="checkbox"/> <input type="checkbox"/> <input type="checkbox"/>	<input type="checkbox"/>	<input type="checkbox"/> <input type="checkbox"/> <input type="checkbox"/>	<input type="checkbox"/> <input type="checkbox"/> <input type="checkbox"/>	<input type="checkbox"/> <input type="checkbox"/>	92#	697	755
		42 x 27 x 29"	FWRF2742	<input type="checkbox"/> <input type="checkbox"/> <input type="checkbox"/>	<input type="checkbox"/>	<input type="checkbox"/> <input type="checkbox"/> <input type="checkbox"/>	<input type="checkbox"/> <input type="checkbox"/> <input type="checkbox"/>	<input type="checkbox"/> <input type="checkbox"/>	97#	735	877
		48 x 27 x 29"	FWRF2748	<input type="checkbox"/> <input type="checkbox"/> <input type="checkbox"/>	<input type="checkbox"/>	<input type="checkbox"/> <input type="checkbox"/> <input type="checkbox"/>	<input type="checkbox"/> <input type="checkbox"/> <input type="checkbox"/>	<input type="checkbox"/> <input type="checkbox"/>	104#	774	952
		54 x 27 x 29"	FWRF2754	<input type="checkbox"/> <input type="checkbox"/> <input type="checkbox"/>	<input type="checkbox"/>	<input type="checkbox"/> <input type="checkbox"/> <input type="checkbox"/>	<input type="checkbox"/> <input type="checkbox"/> <input type="checkbox"/>	<input type="checkbox"/> <input type="checkbox"/>	110#	813	995
		60 x 27 x 29"	FWRF2760	<input type="checkbox"/> <input type="checkbox"/> <input type="checkbox"/>	<input type="checkbox"/>	<input type="checkbox"/> <input type="checkbox"/> <input type="checkbox"/>	<input type="checkbox"/> <input type="checkbox"/> <input type="checkbox"/>	<input type="checkbox"/> <input type="checkbox"/>	119#	851	1091



**HOW TO ORDER**

Indicate the following information on order form:

- Quantity of each item.
- Model number, including options. See "How To Build a Model Number".
- Any special service required.

Note: •The  indicates that a choice is required.  
 •The absence of the  indicates that no choice is required.

**HOW TO BUILD A MODEL NUMBER**

- A** Select basic model.
- B** Select edge style.  
 74P = 74P edge  
 MP = Membrane edge
- C** Select base finish.  
 Refer to color addendum at ki.com or in KI Price List or KI Fabrics & Finishes binder.
- D** Select surface finish.  
 Refer to color addendum at ki.com or in KI Price List or KI Fabrics & Finishes binder. Surface finish offerings are based on edge style selections. Laminate finishes are only available on (74P) PVC edges.
- E** Select membrane color.  
 Refer to color addendum at ki.com or in

KI Price List or KI Fabrics & Finishes binder.  
 The membrane color selections are only available on (MP) membrane edges.

**F** Select edge color.  
 Refer to color addendum at ki.com or in KI Price List or KI Fabrics & Finishes binder. Edge color offerings are based on edge style selections. Edge color selections are only available on (74P) PVC edges.

**FINISH INFORMATION**

**Additional Laminate Offering**  
 Additional laminates beyond KI standard offering, are available with two weeks extended leadtime. To specify additional laminates, use these designators followed by the supplier's color/pattern code:  
 Formica - LF/supplier's color pattern code  
 Nevamar - LN/supplier's color pattern code  
 Wilsonart - LW/supplier's color pattern code

KI's standard finish is the supplier's recommended finish for that color/pattern.  
 Note: Nonstandard laminates from these suppliers (example: textured laminates), require an upcharge and additional leadtime. Contact KI.

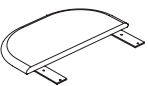



**SPECIAL SERVICES**

**Special Carton Marking**  
 With specially marked information N/C

**Shipping**  
 Shipped k.d. freight prepaid f.o.b. Bonduel, Wisconsin 54107 factory. Freight class #100.

Specifications and prices are subject to change without prior notice.



MODEL	Features	W x D	MODEL NUMBER						Approx. Packaged Weight	74P Edge (74P)	Membrane Edge (MP)
			Basic Model	Edge Style	Base Finish	Surface Finish	Membrane Color	Edge Color			
 FWEXT <b>Worksurface Extension</b> • High-pressure laminate top with PVC edge or membrane press top • For corner worksurfaces		14 1/2 x 27"	FWEXT2715	74P		□□□		□□□	15#	\$ 311	N/A
	Left	14 1/2 x 27"	FWEXTL2715	MP				□□□	15#	N/A	374
	Right	14 1/2 x 27"	FWEXTR2715	MP				□□□	15#	N/A	374
 FWMC <b>Mobile Crescent Adjustable Utility Table</b> • High-pressure laminate top with PVC edge or membrane press top • 25" to 30" pneumatic height adjustment • Four-blade base on 1-1/2" diameter casters, two locking		32 x 22"	FWMC2232	□□□	□□	□□□	□□□	□□□	67#	\$ 1040	\$ 1250
 FWRP <b>42" Round Meeting Table, Non-Adjustable</b> • High-pressure laminate top with PVC edge or membrane press top • Five-blade base • Non-adjustable • 42" diameter			FWRP42	□□□	□□	□□□	□□□	□□□	52#	\$ 844	\$ 1016
 FWMTT <b>Mobile Teaming/Conferencing Table, Non-Adjustable</b> • High-pressure laminate top with PVC edge or membrane press top • Four-blade base with middle stretcher in 1-1/2" diameter casters, two locking • Non-adjustable		49 x 29"	FWMTT2949	□□□	□□	□□□	□□□	□□□	108#	\$ 1205	\$ 1453

A B C D E F

**HOW TO ORDER**

Indicate the following information on order form:

- Quantity of each item.
- Model number, including options. See "How To Build a Model Number".
- Any special service required.

Note: •The □ indicates that a choice is required.  
 •The absence of the □ indicates that no choice is required.

**HOW TO BUILD A MODEL NUMBER**

- A** Select basic model.
- B** Select edge style.  
 74P = 74P edge  
 MP = Membrane edge
- C** Select base finish.  
 Refer to color addendum at ki.com or in KI Price List or KI Fabrics & Finishes binder.
- D** Select surface finish.  
 Refer to color addendum at ki.com or in KI Price List or KI Fabrics & Finishes binder. Surface finish offerings are based on edge style selections. Laminate finishes are only available on (74P) PVC edges.
- E** Select membrane color.  
 Refer to color addendum at ki.com or in

KI Price List or KI Fabrics & Finishes binder.  
 The membrane color selections are only available on (MP) membrane edges.

**F** Select edge color.  
 Refer to color addendum at ki.com or in KI Price List or KI Fabrics & Finishes binder. Edge color offerings are based on edge style selections. Edge color selections are only available on (74P) PVC edges.

**FINISH INFORMATION**

**Additional Laminate Offering**  
 Additional laminates beyond KI standard offering, are available with two weeks extended leadtime. To specify additional laminates, use these designators followed by the supplier's color/pattern code:

Formica - LF/supplier's color pattern code  
 Nevamar - LN/supplier's color pattern code  
 Wilsonart - LW/supplier's color pattern code

KI's standard finish is the supplier's recommended finish for that color/pattern.  
 Note: Nonstandard laminates from these suppliers (example: textured laminates), require an upcharge and additional leadtime. Contact KI.

**SPECIAL SERVICES**

**Special Carton Marking**

With specially marked information N/C

**Shipping**

Shipped **k.d. freight prepaid f.o.b. Bonduel, Wisconsin 54107** factory. Freight class #100.

Specifications and prices are subject to change without prior notice.



MODEL	W x D x H	MODEL NUMBER						Approx. Packaged Weight	Delivered Pricing	 74P Edge (74P)	 Membrane Edge (MP)
		Basic Model	Trim Color	Edge Style	Surface Finish	Membrane Color	Edge Color				
 <b>Flexible WorkSpace® Lateral Files</b> <ul style="list-style-type: none"> <li>• Two 12" drawers</li> <li>• Front-to-back file bars, counterbalance</li> <li>• Optional file tops, see below</li> <li>• Note: When file top is added, overall height is 28-1/4"; when file is placed under worksurface table, table must be 14" wider than file to accommodate required leg space</li> </ul>	24 x 18 x 27"	FWS24240182D	<input type="checkbox"/>					90#	\$ 1046	N/A	N/A
	24 x 18 x 27"	FWS24240242D	<input type="checkbox"/>					100#	1259	N/A	N/A
	30 x 18 x 27"	FWS30240182D	<input type="checkbox"/>					110#	785	N/A	N/A
	30 x 18 x 27"	FWS30240242D	<input type="checkbox"/>					120#	1082	N/A	N/A
	36 x 18 x 27"	FWS36240182D	<input type="checkbox"/>					120#	863	N/A	N/A
	36 x 18 x 27"	FWS36240242D	<input type="checkbox"/>					130#	1097	N/A	N/A
 <b>Optional Tops</b> <ul style="list-style-type: none"> <li>• Membrane press file top or high-pressure laminate file top with PVC edge for lateral files</li> </ul>	24 x 27"	TLFT2427		<input type="checkbox"/>	<input type="checkbox"/>	<input type="checkbox"/>	<input type="checkbox"/>	29#	N/A	\$ 220	\$ 266
	30 x 27"	TLFT3027		<input type="checkbox"/>	<input type="checkbox"/>	<input type="checkbox"/>	<input type="checkbox"/>	32#	N/A	268	323
	36 x 27"	TLFT3627		<input type="checkbox"/>	<input type="checkbox"/>	<input type="checkbox"/>	<input type="checkbox"/>	35#	N/A	283	341

A B C D E F

**HOW TO ORDER**

Indicate the following information on order form:

1. Quantity of each item.
2. Model number, including options. See "How To Build a Model Number".
3. Any special service required.

Note: •The  indicates that a choice is required.  
 •The absence of the  indicates that no choice is required.

**HOW TO BUILD A MODEL NUMBER**

- A** Select basic model.
- B** Select trim color.  
Refer to color addendum at ki.com or in KI Price List or KI Fabrics & Finishes binder.
- C** Select edge style.  
**74P** = 74P edge  
**MP** = Membrane edge
- D** Select surface finish.  
Refer to color addendum at ki.com or in KI Price List or KI Fabrics & Finishes binder. Surface finish offerings are based on edge style selections.
- E** Select membrane color.  
Refer to color addendum at ki.com or in KI Price List or KI Fabrics & Finishes binder.

The membrane color selections are only available on (MP) membrane edges.

- F** Select edge color.  
Refer to color addendum at ki.com or in KI Price List or KI Fabrics & Finishes binder. Edge color offerings are based on edge style selections. Edge color selections are only available on (74P) PVC edges.

**FINISH INFORMATION**

**Additional Laminate Offering**  
 Additional laminates beyond KI standard offering, are available with two weeks extended leadtime. To specify additional laminates, use these designators followed by the supplier's color/pattern code:

Formica - LF/supplier's color pattern code  
 Nevamar - LN/supplier's color pattern code  
 Wilsonart - LW/supplier's color pattern code

KI's standard finish is the supplier's recommended finish for that color/pattern.  
 Note: Nonstandard laminates from these suppliers (example: textured laminates), require an upcharge and additional leadtime. Contact KI.

**SPECIAL SERVICES**

**Special Carton Marking**



With specially marked information N/C

**Shipping**

Shipped **assembled freight prepaid f.o.b. Pembroke, Ontario K8A 6X7 (lateral files) or Bonduel Wisconsin 54107 (optional tops) factory.** Freight class #100 (lateral files) or #70 (optional tops).

Specifications and prices are subject to change without prior notice.



MODEL	Features	W x D x H	MODEL NUMBER			Approx. Packaged Weight	Delivered Pricing Unupholstered	Delivered Pricing Fabric Grade 1	Delivered Pricing Fabric Grade 2	Delivered Pricing Fabric Grade 3	Delivered Pricing Pallas Fabric Group P1	Delivered Pricing Pallas Fabric Group P2	Delivered Pricing Pallas Fabric Group P3	Delivered Pricing Pallas Fabric Group P4
			Basic Model	Trim Color	Upholstery Color									
 FWS <b>Mobile Pedestal</b> • One box drawer and one file drawer • Pencil tray included in box drawer • Full extension glides	Mobile	15 x 17 <sup>7</sup> / <sub>8</sub> x 21 <sup>11</sup> / <sub>16</sub> "	FWS/1520MBF	<input type="checkbox"/>	<input type="checkbox"/>	79#	\$ 552							
 PDCU <b>Cushioned Seat for Mobile Pedestal</b> • 17" deep, used with 17-5/8" deep mobile pedestal • 20" deep, used with 21-5/8" deep mobile pedestal • Fabric runs side to side		15 x 17 x 3"	PDCU/17	<input type="checkbox"/>	<input type="checkbox"/> <input type="checkbox"/> <input type="checkbox"/> <input type="checkbox"/> <input type="checkbox"/>	5#	N/A	\$ 129	\$ 146	\$ 155	\$ 170	\$ 180	\$ 201	\$ 207

**A**      **B**      **C**

**HOW TO ORDER**

Indicate the following information on order form:

1. Quantity of each item.
2. Model number, including options. See "How To Build a Model Number".
3. Any special service required.

Note: •The  indicates that a choice is required.  
 •The absence of the  indicates that no choice is required.

**HOW TO BUILD A MODEL NUMBER**

- A** Select basic model.
- B** Select trim color.  
Refer to color addendum at ki.com or in KI Price List or KI Fabrics & Finishes binder.
- C** Select upholstery color.  
Refer to color addendum at ki.com or in KI Fabrics & Finishes binder.

**SPECIAL SERVICES**

**Special Carton Marking**

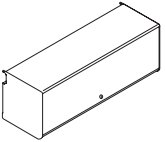
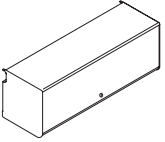
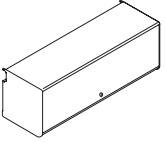
With specially marked information      N/C

**Shipping**

Shipped **assembled freight prepaid f.o.b. Pembroke, Ontario K8A 6X7 (pedestals) or Green Bay Wisconsin 54302 (cushioned seats)** factory. Freight class #100.

Specifications and prices are subject to change without prior notice.



MODEL	W x D x H	MODEL NUMBER				Approx. Packaged Weight	Delivered Pricing Unupholstered	Delivered Pricing Fabric Grade 1 & C.O.M.	Delivered Pricing Fabric Grade 2	Delivered Pricing Fabric Grade 3 & Pallas Vertical Fabric Grade PV	Delivered Pricing Pallas Vertical Fabric Grade PV1	Delivered Pricing Pallas Vertical Fabric Grade PV2
		Basic Model	Trim Color	Surface Finish	Fabric Color							
 <p><b>Overhead Cabinet with Fabric Door</b></p> <ul style="list-style-type: none"> <li>• 16" high flipper door</li> <li>• Fully enclosed back</li> <li>• Load bar mount is integral to cabinet</li> <li>• Overhead must match the width of the panel and load bar</li> <li>• Load bar ordered separately</li> </ul>	42 x 14 1/2 x 16 1/2"	FWFD42	<input type="checkbox"/>		<input type="checkbox"/>	45#	N/A	\$ 660	\$ 673	\$ 706	\$ 673	\$ 705
 <p><b>Overhead Cabinet with Steel Door</b></p> <ul style="list-style-type: none"> <li>• 16" high flipper door</li> <li>• Fully enclosed back</li> <li>• Load bar mount is integral to cabinet</li> <li>• Overhead must match the width of the panel and load bar</li> <li>• Load bar ordered separately</li> </ul>	42 x 14 1/2 x 16 1/2"	FWFS42	<input type="checkbox"/>			49#	\$ 589					
 <p><b>Overhead Cabinet with Laminate Door</b></p> <ul style="list-style-type: none"> <li>• 16" high flipper door</li> <li>• Fully enclosed back</li> <li>• Load bar mount is integral to cabinet</li> <li>• Overhead must match the width of the panel and load bar</li> <li>• Load bar ordered separately</li> </ul>	42 x 14 1/2 x 16 1/2"	FWFL42	<input type="checkbox"/>	<input type="checkbox"/>	<input type="checkbox"/>	45#	\$ 744					

A B C D

**HOW TO ORDER**

Indicate the following information on order form:

1. Quantity of each item.
2. Model number, including options. See "How To Build a Model Number".
3. Any special service required.

Note: •The  indicates that a choice is required.  
 •The absence of the  indicates that no choice is required.

**HOW TO BUILD A MODEL NUMBER**

- A** Select basic model.
- B** Select trim color. Refer to color addendum at ki.com or in KI Price List or KI Fabrics & Finishes binder.
- C** Select surface finish. Refer to color addendum at ki.com or in KI Price List or KI Fabrics & Finishes binder. Surface finish offerings are based on edge style selections.
- D** Select fabric color. Refer to Vertical Fabric Pricing Addendum. Refer to Vertical Fabric Pricing Addendum

**FINISH INFORMATION**

**Additional Laminate Offering**

Additional laminates beyond KI standard offering, are available with two weeks extended leadtime. To specify additional laminates, use these designators followed by the supplier's color/pattern code:

Formica - LF/supplier's color pattern code  
 Nevamar - LN/supplier's color pattern code  
 Wilsonart - LW/supplier's color pattern code

KI's standard finish is the supplier's recommended finish for that color/pattern. Note: Nonstandard laminates from these suppliers (example: textured laminates), require an upcharge and additional leadtime. Contact KI.

**SPECIAL SERVICES**

**Special Carton Marking**

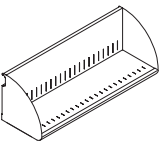
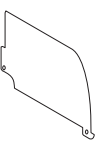
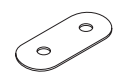

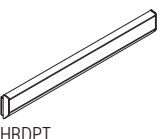
With specially marked information N/C

**Shipping**

Shipped **k.d. freight prepaid f.o.b. Manitowoc, Wisconsin 54220** factory. Freight class #85.

Specifications and prices are subject to change without prior notice.



MODEL	Features	W x D x H	MODEL NUMBER		Approx. Packaged Weight	Delivered Pricing
			Basic Model	Trim Color		
 HRDPT <b>Overhead Open Storage</b> • Load bar mount is integral to cabinet • Overhead must match the width of the panel and load bar • Load bar ordered separately		20 x 13 1/2 x 16 1/2"	FWRS.20	<input type="checkbox"/>	22#	\$ 338
		25 7/8 x 13 1/2 x 16 1/2"	FWRS.25	<input type="checkbox"/>	25#	351
		31 x 13 1/2 x 16 1/2"	FWRS.31	<input type="checkbox"/>	29#	353
		42 x 13 1/2 x 16 1/2"	FWRS.42	<input type="checkbox"/>	36#	361
 HRDPT <b>Shelf Divider</b> • For both flipper door overhead and open shelf overhead • Sold individually			NSD	<input type="checkbox"/>	1#	\$ 22
 HRDPT <b>Overhead Ganging Bracket</b> • To be specified when two overheads are used next to each other, panel mounted only • Sold individually			FWCG	<input type="checkbox"/>	.5#	\$ 8
 HRDPT <b>Panel Mounted Load Bar</b> • Includes attaching brackets to support overhead storage on panels	For 20" W - 22" W Panel		FWLBPM.20	<input type="checkbox"/>	3.5#	\$ 101
	For 25" W - 27" W Panel		FWLBPM.25	<input type="checkbox"/>	4#	104
	For 31" W - 33" W Panel		FWLBPM.31	<input type="checkbox"/>	5#	107
	For 42" W - 44" W Panel		FWLBPM.42	<input type="checkbox"/>	6#	113
 HRDPT <b>Wall Mounted Load Bar</b> • Supports overhead storage on drywall or other non-panel applications • Note: See assembly instructions to verify proper wall specifications		84"	SWLB.84	<input type="checkbox"/>	13#	\$ 227

A B

**HOW TO ORDER**

Indicate the following information on order form:

- Quantity of each item.
- Model number, including options. See "How To Build a Model Number".
- Any special service required.

Note:

- The  indicates that a choice is required.
- The absence of the  indicates that no choice is required.

**HOW TO BUILD A MODEL NUMBER**

A Select basic model.

B Select trim color. Refer to color addendum at [ki.com](http://ki.com) or in KI Price List or KI Fabrics & Finishes binder.

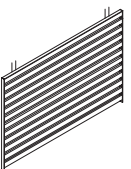
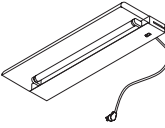
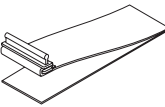
**SPECIAL SERVICES**

**Special Carton Marking**  
 With specially marked information N/C

**Shipping**  
 Shipped **assembled freight prepaid f.o.b. Manitowoc, Wisconsin 54220** factory. Freight class #70.

Specifications and prices are subject to change without prior notice.



MODEL	Features	W x H	MODEL NUMBER		Approx. Packaged Weight	Delivered Pricing
			Basic Model	Trim Color		
 HRDPT <b>Tool Rail</b> • Mounted to bottom of overhead • Has 11 slots to accommodate paper management	42 x 24"	FWTR0.4224	<input type="checkbox"/>	<input type="checkbox"/>	16#	\$ 252
 HRDPT <b>Overhead Task Light</b> • Electric ballast with rapid start cool white lamp • Includes 9' cord • Mounts flush under 42" overhead cabinet or shelf	36"	TLT5.36			5.3#	\$ 71
 HRDPT <b>Worksurface Wire Manager</b> • Constructed of easy-to-use, high-quality black velcro • Harness is fastened to table bottom with pressure-sensitive adhesive • Black only	W - 2", D - 2-1/2"	WWM			1#	\$ 39

A

B

**HOW TO ORDER**

Indicate the following information on order form:

1. Quantity of each item.
2. Model number, including options. See "How To Build a Model Number".
3. Any special service required.

Note: •The  indicates that a choice is required.  
 •The absence of the  indicates that no choice is required.

**HOW TO BUILD A MODEL NUMBER**

- A Select basic model.
- B Select trim color.  
 Refer to color addendum at [ki.com](http://ki.com) or in KI Price List or KI Fabrics & Finishes binder.

**SPECIAL SERVICES**

**Special Carton Marking**

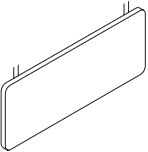
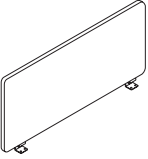
With specially marked information N/C

**Shipping**

Shipped **assembled freight prepaid f.o.b. Manitowoc, Wisconsin 54220** factory. Freight class #70.

Specifications and prices are subject to change without prior notice.



MODEL	W x H	MODEL NUMBER			Approx. Packaged Weight	Delivered Pricing Fabric Grade 1 & C.O.M.	Delivered Pricing Fabric Grade 2	Delivered Pricing Fabric Grade 3 & Pallas Vertical Fabric Grade PV	Delivered Pricing Pallas Vertical Fabric Grade PV1	Delivered Pricing Pallas Vertical Fabric Grade PV2
		Basic Model	Trim Color	Fabric Color						
 <p><b>Tackboard</b> • Mounted to bottom of overhead</p> <p>FWTB</p>	42 x 24"	FWTB/4224	<input type="checkbox"/>	<input type="checkbox"/>	6#	\$ 197	\$ 203	\$ 212	\$ 217	\$ 231
 <p><b>Worksurface Mounted Tackable Privacy Screen</b> • 1" thick screen upholstered with tackable fabric • Painted steel mounting brackets attaches to worksurface • Provides seated privacy • Provides 3/4" space between screen and worksurface for cables • 60" screen consists of two 30" screens with middle support connector</p> <p>WZPR</p>	Basic 30 x 19"	WZP30	<input type="checkbox"/>	<input type="checkbox"/>	15#	\$ 315	\$ 323	\$ 331	\$ 347	\$ 361
	Basic 36 x 19"	WZP36	<input type="checkbox"/>	<input type="checkbox"/>	17#	327	335	345	359	376
	Basic 42 x 19"	WZP42	<input type="checkbox"/>	<input type="checkbox"/>	19#	345	353	363	379	397
	Basic 48 x 19"	WZP48	<input type="checkbox"/>	<input type="checkbox"/>	21#	365	375	385	402	420
	Basic 54 x 19"	WZP54	<input type="checkbox"/>	<input type="checkbox"/>	24#	375	384	394	412	431
	Basic 60 x 19"	WZP60	<input type="checkbox"/>	<input type="checkbox"/>	30#	569	587	597	626	653

**A**   **B**   **C**

**HOW TO ORDER**

Indicate the following information on order form:

- Quantity of each item.
- Model number, including options. See "How To Build a Model Number".
- Any special service required.

Note: •The  indicates that a choice is required.  
•The absence of the  indicates that no choice is required.

**HOW TO BUILD A MODEL NUMBER**

- A** Select basic model.
- B** Select trim color.  
Refer to color addendum at ki.com or in KI Price List or KI Fabrics & Finishes binder.
- C** Select fabric color.  
Refer to Vertical Fabric Pricing Addendum.  
Refer to Vertical Fabric Pricing Addendum

**SPECIAL SERVICES**

**Special Carton Marking**

With specially marked information      N/C

**Shipping**

Shipped **assembled freight prepaid f.o.b. Manitowoc, Wisconsin 54220** factory.  
Freight class #85.

Specifications and prices are subject to change without prior notice.



MODEL	Features	W x D	MODEL NUMBER						Approx. Packaged Weight	 74P Edge (74P)	 Membrane Edge (MP)
			Basic Model	Edge Style	Trim Color	Surface Finish	Edge Color	Membrane Color			
 (Right Shown) FWTCT	<b>Countertop</b> • High-pressure laminate top with PVC edge or membrane press top • Left-hand or right-hand • To be mounted on 27" wide return panel • ADA height panels available	Left 47 x 36"	FWTCTL4736	<input type="checkbox"/> <input type="checkbox"/> <input type="checkbox"/>	<input type="checkbox"/>	<input type="checkbox"/> <input type="checkbox"/> <input type="checkbox"/>	<input type="checkbox"/> <input type="checkbox"/>	<input type="checkbox"/> <input type="checkbox"/>	60#	\$ 666	\$ 801
		Right 47 x 36"	FWTCTR4736	<input type="checkbox"/> <input type="checkbox"/> <input type="checkbox"/>	<input type="checkbox"/>	<input type="checkbox"/> <input type="checkbox"/> <input type="checkbox"/>	<input type="checkbox"/> <input type="checkbox"/>	<input type="checkbox"/> <input type="checkbox"/>	60#	666	801
 (Right Shown) FWTCT	<b>Countertop</b> • High-pressure laminate top with PVC edge or membrane press top • Left-hand or right-hand • To be mounted on 22" wide return panel • ADA height panels available	Left 47 x 31"	FWTCTL4730	<input type="checkbox"/> <input type="checkbox"/> <input type="checkbox"/>	<input type="checkbox"/>	<input type="checkbox"/> <input type="checkbox"/> <input type="checkbox"/>	<input type="checkbox"/> <input type="checkbox"/>	<input type="checkbox"/> <input type="checkbox"/>	55#	\$ 614	\$ 741
		Right 47 x 31"	FWTCTR4730	<input type="checkbox"/> <input type="checkbox"/> <input type="checkbox"/>	<input type="checkbox"/>	<input type="checkbox"/> <input type="checkbox"/> <input type="checkbox"/>	<input type="checkbox"/> <input type="checkbox"/>	<input type="checkbox"/> <input type="checkbox"/>	55#	614	741

A B C D E F

**HOW TO ORDER**

Indicate the following information on order form:

- Quantity of each item.
- Model number, including options. See "How To Build a Model Number".
- Any special service required.

Note: •The  indicates that a choice is required.  
 •The absence of the  indicates that no choice is required.

**HOW TO BUILD A MODEL NUMBER**

- A** Select basic model.
- B** Select edge style.  
**74P** = 74P edge  
**MP** = Membrane edge
- C** Select trim color.  
 Refer to color addendum at ki.com or in KI Price List or KI Fabrics & Finishes binder.
- D** Select surface finish.  
 Refer to color addendum at ki.com or in KI Price List or KI Fabrics & Finishes binder. Surface finish offerings are based on edge style selections. Laminate finishes are only available on (74P) PVC edges (designated by Lxx). The membrane color selections are only available on (MP) membrane edges (designated by Mxx).

- E** Select edge color.  
 Refer to color addendum at ki.com or in KI Price List or KI Fabrics & Finishes binder. Edge color offerings are based on edge style selections. Edge color selections are only available on (74P) PVC edges.
- F** Select membrane color.  
 Refer to color addendum at ki.com or in KI Price List or KI Fabrics & Finishes binder. The membrane color selections are only available on (MP) membrane edges.

**FINISH INFORMATION**

**Additional Laminate Offering**  
 Additional laminates beyond KI standard offering, are available with two weeks extended leadtime. To specify additional laminates, use these designators followed by the supplier's color/pattern code:

Formica - LF/supplier's color pattern code  
 Nevamar - LN/supplier's color pattern code  
 Wilsonart - LW/supplier's color pattern code

KI's standard finish is the supplier's recommended finish for that color/pattern. Note: Nonstandard laminates from these suppliers (example: textured laminates), require an upcharge and additional leadtime. Contact KI.

**SPECIAL SERVICES**

**Special Carton Marking**

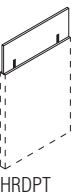
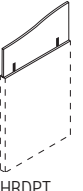

With specially marked information N/C

**Shipping**

Shipped **k.d. freight prepaid f.o.b. Bonduel, Wisconsin 54107** factory. Freight class #100.

Specifications and prices are subject to change without prior notice.



MODEL	W x H	MODEL NUMBER		Approx. Packaged Weight	Delivered Pricing
		Basic Model			
 <b>Acrylic Rectangular Screens</b> • Frosted finish • Top mounted to panel with translucent brackets HRDPT	22 x 12"	FWTPER2212		2#	\$ 140
	27 x 12"	FWTPER2712		2.5#	160
	33 x 12"	FWTPER3312		3#	165
	44 x 12"	FWTPER4412		3.5#	187
 <b>Acrylic Wave Screens</b> • Frosted finish • Top mounted to panel with translucent brackets HRDPT	22 x 12"	FWTPEW2212		2#	\$ 145
	27 x 12"	FWTPEW2712		2.5#	167
	33 x 12"	FWTPEW3312		3#	185
	44 x 12"	FWTPEW4412		3.5#	208
 <b>Acrylic Curve Screens</b> • Frosted finish • Top mounted to panel with translucent brackets HRDPT	22 x 12"	FWTPEC2212		2#	\$ 144
	27 x 12"	FWTPEC2712		2.5#	163
	33 x 12"	FWTPEC3312		3#	165
	44 x 12"	FWTPEC4412		3.5#	202

**A**

#### HOW TO ORDER

Indicate the following information on order form:

1. Quantity of each item.
2. Model number, including options. See "How To Build a Model Number".
3. Any special service required.

Note: •The  indicates that a choice is required.  
 •The absence of the  indicates that no choice is required.

#### HOW TO BUILD A MODEL NUMBER

**A** Select basic model.

#### SPECIAL SERVICES

##### Special Carton Marking

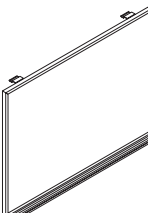
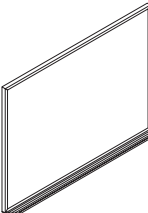
With specially marked information N/C

##### Shipping

Shipped **k.d. freight prepaid f.o.b. Bonduel, Wisconsin 54107** factory. Freight class #70.

Specifications and prices are subject to change without prior notice.



MODEL	W x H	MODEL NUMBER	Approx. Packaged Weight	Delivered Pricing
		Basic Model		
 <p><b>Panel Mounted Markerboard</b></p> <ul style="list-style-type: none"> <li>• White porcelain paint finished surface</li> <li>• Top mounted on panel with two brackets</li> <li>• White trim only</li> </ul>	36 x 36"	FWMBP.3636	14#	\$ 504
 <p><b>Wall Mounted Markerboard</b></p> <ul style="list-style-type: none"> <li>• Includes wall mounting bracket</li> <li>• White trim only</li> </ul>	36 x 36"	FWMBW.3636	14#	\$ 550
	48 x 48"	FWMBW.4848	20#	663

HRDPT

HRDPT

A

**HOW TO ORDER**

Indicate the following information on order form:

1. Quantity of each item.
2. Model number, including options. See "How To Build a Model Number".
3. Any special service required.

Note: •The  indicates that a choice is required.  
 •The absence of the  indicates that no choice is required.

**HOW TO BUILD A MODEL NUMBER**

A Select basic model.

**SPECIAL SERVICES**

**Special Carton Marking**


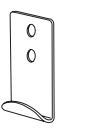

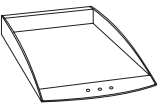

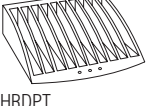
With specially marked information N/C

**Shipping**

Shipped **assembled freight prepaid f.o.b. Manitowoc, Wisconsin 54220** factory. Freight class #70.

Specifications and prices are subject to change without prior notice.



MODEL	H x W x D	MODEL NUMBER		Approx. Packaged Weight	Delivered Pricing
		Basic Model	Trim Color		
 HRDPT <b>Panel Mount Coat Hook</b> • Sold individually		FWCHP	<input type="checkbox"/>	.25#	\$ 11
 HRDPT <b>Wall Mount Coat Hook</b> • Sold individually		FWCHW	<input type="checkbox"/>	.25#	\$ 9
 HRDPT <b>Worksurface Mounted Tool Rail</b> • Seven 1" slots for a total useable space of 28" wide x 7" high	30 x 14 1/2"	FWTR.3622	<input type="checkbox"/>	6#	\$ 247
 HRDPT <b>Paper Tray</b> • Accepts legal and letter size paper • Suspends from tool rail	2 x 9 1/2 x 14"	PLL	<input type="checkbox"/>	1#	\$ 32
 HRDPT <b>Telephone Caddy</b> • Suspends from tool rail	2 x 8 1/2 x 9 1/2"	PTC	<input type="checkbox"/>	1#	\$ 39
 HRDPT <b>CD Holder</b> • Stores up to 10 CD's • Suspends from tool rail	2 x 5 1/2 x 7"	PDH	<input type="checkbox"/>	1#	\$ 26

A

B

## HOW TO ORDER

Indicate the following information on order form:

- Quantity of each item.
- Model number, including options. See "How To Build a Model Number".
- Any special service required.

Note: •The  indicates that a choice is required.  
 •The absence of the  indicates that no choice is required.

## HOW TO BUILD A MODEL NUMBER

- A** Select basic model.
- B** Select trim color.  
 Refer to color addendum at [ki.com](http://ki.com) or in KI Price List or KI Fabrics & Finishes binder.

## SPECIAL SERVICES

**Special Carton Marking**

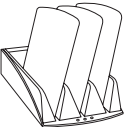

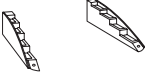
With specially marked information N/C

**Shipping**

Shipped **assembled freight prepaid f.o.b. Manitowoc, Wisconsin 54220** factory. Freight class #70.

Specifications and prices are subject to change without prior notice.



MODEL	H x W x D	MODEL NUMBER		Approx. Packaged Weight	Delivered Pricing
		Basic Model	Trim Color		
 <b>Diagonal Storage</b> • Three slanted partitions per unit with dividers • Suspends from tool rail HRDPT	2 1/2 x 7 x 12 1/2"	PDS	<input type="checkbox"/> <input type="checkbox"/>	4#	\$ 32
 <b>Vertical Storage</b> • Stores binders and books • Suspends from tool rail HRDPT	9 x 5 x 10 1/2"	PVS	<input type="checkbox"/> <input type="checkbox"/>	1#	\$ 30
 <b>Hanging Folder Holder</b> • Consists of pair of holders to allow for hanging of letter and legal size folders • Folders cascade down • Suspends from tool rail HRDPT	2 x 1 x 8 1/2"	PFH	<input type="checkbox"/> <input type="checkbox"/>	1#	\$ 32

A B

**HOW TO ORDER**

Indicate the following information on order form:

1. Quantity of each item.
2. Model number, including options. See "How To Build a Model Number".
3. Any special service required.

Note: •The  indicates that a choice is required.  
 •The absence of the  indicates that no choice is required.

**HOW TO BUILD A MODEL NUMBER**

- A** Select basic model.
- B** Select trim color. Refer to color addendum at [ki.com](http://ki.com) or in KI Price List or KI Fabrics & Finishes binder.

**SPECIAL SERVICES**

**Special Carton Marking**

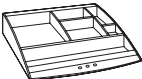

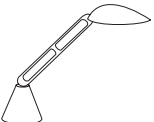
With specially marked information N/C

**Shipping**

Shipped **assembled freight prepaid f.o.b. Manitowoc, Wisconsin 54220** factory. Freight class #70.

Specifications and prices are subject to change without prior notice.



MODEL	H x W x D	MODEL NUMBER		Approx. Packaged Weight	Delivered Pricing
		Basic Model	Trim Color		
 HRDPT <b>Accessory Tray</b> • Stores desk supplies • Suspends from tool rail	2 x 9 1/2 x 10"	PAT	<input type="checkbox"/> <input type="checkbox"/>	6#	\$ 26
 HRDPT <b>Pencil Cup</b> • Stores writing utensils • Suspends from tool rail	4 x 4 x 3 1/2"	PPC	<input type="checkbox"/> <input type="checkbox"/>	1#	\$ 26
 HRDPT <b>Worksurface Task Light</b> • Black only • 13 watt compact fluorescent lamp provides high light output • Provides 27" of horizontal reach and 19" vertical reach • Detachable plug in ballast allows quick connect		SMTL.BL		13#	\$ 322

A

B

**HOW TO ORDER**

Indicate the following information on order form:

1. Quantity of each item.
2. Model number, including options. See "How To Build a Model Number".
3. Any special service required.

Note: •The  indicates that a choice is required.  
 •The absence of the  indicates that no choice is required.

**HOW TO BUILD A MODEL NUMBER**

- A Select basic model.
- B Select trim color.  
 Refer to color addendum at [ki.com](http://ki.com) or in KI Price List or KI Fabrics & Finishes binder.

**SPECIAL SERVICES**

**Special Carton Marking**

With specially marked information N/C

**Shipping**

Shipped **assembled freight prepaid f.o.b. Manitowoc, Wisconsin 54220** factory. Freight class #70.

Specifications and prices are subject to change without prior notice.

Model No.	Description	Page	Model No.	Description	Page
BL300	Modular Faceplates: Blank Filler Plate	14	FWPU2232	ADA Acoustical Panels: ADA Height Acoustical Panels with Fabric Wrapped Verticals	32
FCOH5442	Panel Connectors: Change of Height Posts - Unupholstered	40	FWPU2242	Acoustical Panels: Acoustical Panels with Fabric Wrapped Verticals	26
FCOHU5442	Panel Connectors: Change of Height Posts - Upholstered	40	FWRA2730	Adjustable Rectangular Table	44
FEREC	Panel Connectors: End-of-Run Top Cap	36	FWR2730	Fixed Rectangular Table	44
FLC360	Panel Connectors: Flexible 360°	36	FWR42	42" Round Meeting Table, Non-Adjustable	46
FOM42	Panel Connectors: Panel Off-Module Post - Unupholstered	42	FWRS.20	Overhead Open Storage	54
FOMU42	Panel Connectors: Panel Off-Module Post - Upholstered	42	FWS/1520MBF	Mobile Pedestal	50
FTPC	Panel Connectors: Tower Mount	36	FWS24240182D	Flexible WorkSpace® Lateral Files	48
FW.AMP313	Modular Faceplates: AMP	14	FWTB/4224	Tackboard	58
FW.DE301	Modular Faceplates: Decorator	18	FWTCT4730	Countertop	60
FW.HBL317	Modular Faceplates: Hubbell	16	FWTCT4736	Countertop	60
FW.KR314	Modular Faceplates: Krone, Leviton, Bryant, ICC	16	FWTPEC2212	Acrylic Curve Screens	62
FW.LT309	Modular Faceplates: Lucent Technologies	14	FWTPER2212	Acrylic Rectangular Screens	62
FW.MT316	Modular Faceplates: MOD TAP	18	FWTPEW2212	Acrylic Wave Screens	62
FW.N0312	Modular Faceplates: NORDX DVO-2	16	FWTR.3622	Worksurface Mounted Tool Rail	66
FW.OR306	Modular Faceplates: Ortronics	14	FWTRO.4224	Tool Rail	56
FW.SI315	Modular Faceplates: Siemon	16	FWWPB	Power Boxes: Worksurface Mounted Power Box	24
FW.ST302	Modular Faceplates: Standard Duplex	18	FXC2W	Panel Connectors: Fixed Straight	34
FW.TO310	Modular Faceplates: Toggle Switch	18	FXC3W	Panel Connectors: Fixed 3-Way	34
FWALPB	Power Boxes: Ambient Light Power Box	24	FXC4W	Panel Connectors: Fixed 4-Way	34
FWALPBCH	Power Boxes: Chicago Ambient Light Power Box	24	FXC90	Panel Connectors: Fixed 90°	34
FWBC	Modular Zone Electrical: Blank Cover Assembly	20	NSD	Shelf Divider	54
FWBW8	Modular Zone Electrical: Floor Flexible Infeed with H/Y Block	22	PAT	Accessory Tray	70
FWCA2752	Adjustable Corner Table	44	PDCU/17	Cushioned Seat for Mobile Pedestal	50
FWCG	Overhead Ganging Bracket	54	PDH	CD Holder	66
FWCHP	Panel Mount Coat Hook	66	PDS	Diagonal Storage	68
FWCHW	Wall Mount Coat Hook	66	PFH	Hanging Folder Holder	68
FWCW35	Modular Zone Electrical: Above Ceiling Flexible Infeed with H/Y Block	22	PLL	Paper Tray	66
FWEXT2715	Worksurface Extension	46	PPC	Pencil Cup	70
FWFD42	Overhead Cabinet with Fabric Door	52	PTC	Telephone Caddy	66
FWFL42	Overhead Cabinet with Laminate Door	52	PVS	Vertical Storage	68
FWFS42	Overhead Cabinet with Steel Door	52	QB.A.B	Quad Boxes - Multiple Circuit: Prewired Circuit	8
FWGFP2266	Half Fabric/Half Glass Panels: Half Fabric/Half Glass Panel with Poly Verticals	30	QB.C.B	Quad Boxes - Multiple Circuit: Prewired Circuit	8
FWGFU2266	Half Fabric/Half Glass Panels: Half Fabric/Half Glass Panel with Fabric Wrapped Verticals	30	QB.E.B	Quad Boxes - Multiple Circuit: Prewired Circuits	10
FWGP2266	Glass Panels: Glass Panels with Poly Verticals	28	QB.HW	Quad Boxes - Multiple Circuit: Hardwired Circuit	10
FWGU2266	Glass Panels: Glass Panels with Fabric Wrapped Verticals	28	QB3S.A.B	120° Quad Boxes - Multiple Circuit: Prewired Circuit	12
FWLBPM.20	Panel Mounted Load Bar	54	QB3S.C.B	120° Quad Boxes - Multiple Circuit: Prewired Circuit	12
FWM42	Panel Connectors: Wall Mount Post - Unupholstered	38	QB3S.E.B	120° Quad Boxes - Multiple Circuit: Prewired Circuit	12
FWMBP.3636	Panel Mounted Markerboard	64	SMTL.BL	Worksurface Task Light	70
FWMBW.3636	Wall Mounted Markerboard	64	SWLB.84	Wall Mounted Load Bar	54
FWMC2232	Mobile Crescent Adjustable Utility Table	46	TLFT2427	Optional Tops	48
FWMTT2949	Mobile Teaming/Conferencing Table, Non-Adjustable	46	TLT5.36	Overhead Task Light	56
FWMU42	Panel Connectors: Wall Mount Post - Upholstered	38	WWM	Worksurface Wire Manager	56
FWMZE.A	Modular Zone Electrical: Modular Zone Electrical Box	20	WZP30	Worksurface Mounted Tackable Privacy Screen	58
FWPAL2760	Adjustable P-Shape Table	44			
FWPFL2760	Fixed P-Shape Table	44			
FWPP2232	ADA Acoustical Panels: ADA Height Acoustical Panels with Poly Verticals	32			
FWPP2242	Acoustical Panels: Acoustical Fabric Panels with Poly Verticals	26			
FWPT	Ceiling Height Power Tower®, Unupholstered	2			
FWPT38	38" Power Tower®	4			
FWPT3S36	36" High 120° Power Tower®	6			
FWPT3S82	82" High 120° Power Tower®	6			
FWPT82	82" Power Tower®	4			
FWPTU	Ceiling Height Power Tower®, Upholstered	2			



**You make the rules.  
We make the rest.®**

Of course KI solutions work better for you. They're made for you. No one pays more attention to customer needs than we do. We don't design our furniture to win awards (even though it does). We don't rely on one-size-fits-all solutions (even though they would make our life easier). We find out what you need. And, we make it. The same applies to our service, distribution channels ... everything we do. It's all built around knowing what you want and giving you the choice. KI solutions work, because we're working for you.

KI  
1330 Bellevue Street  
P.O. Box 8100  
Green Bay, Wisconsin 54308-8100  
1-800-424-2432  
[www.ki.com](http://www.ki.com)

KI and Working for You are registered trademarks of Krueger International, Inc.

© 2005 KI  
All Rights Reserved.  
Litho in USA.  
Code KI-11394/KI/ML/105