


Edge Color Card



■ EDGES




ECY
CAYENNE




ETO
TANGELO



ESU
SUNBURST



EFW
FROSTY WHITE




EBD
BORDEAUX



EMR
MARINE TEAL



EMZ
MOSS




EWS
WET SAND



EGX
GRAPE



ESH
SPLASH



ESA
SAND




ECF
CAFE AU LAIT




END
NORDIC




EWG
WARM GREY




ELG
LIGHT TONE



EGR
BLUE GREY



EFN
FLANNEL



EBL
BLACK

■ EDGES – WOODGRAIN



EKM
KENSINGTON MAPLE



ECO
CASTLE OAK




ECX
CHERRY STORM




EMT
MONTICELLO MAPLE




EBT
BILTMORE CHERRY



EBW
BRIGHTON WALNUT



EWY
WINDSOR MAHOGANY



ECC
COCO BALA

NOTE: In addition to the vinyl woodgrain edges, wood edges are also available on some products (refer to Color Addendum for availability). Wood edge codes match wood finish codes and are found on the Core Wood Veneer Finishes Card KI-3248IRI or on the Legacy Wood Veneer Finishes document KI-32486 (pdf only).

Actual Samples and Replacement Cards

Available through the on-line literature ordering system at www.ki.com/literature or from your KI Sales Representative. Vinyl edge samples are only available for woodgrain edges and EFW Frosty White. Remaining colors match molded plastic samples, which should be used for color comparisons.

- Not all colors are available on all KI products.
- Please refer to KI Color Addendum for details.
- There may be slight variations in color, texture and finish between these samples and the actual product.

Effective November 1, 2011

KI and Furnishing Knowledge are registered trademarks of Krueger International, Inc.

© 2011 KI
All Rights Reserved.
Litho in USA.
Code KI-32308R3/HC/DC/1111

Printed on FSC® certified paper using only vegetable-based inks, including metallics. Please recycle.

